

# Schroders Capital Semi-Liquid Global Private Equity

C Accumulation USD | Data as at 31.03.2025

## Fund objectives and investment policy

The fund aims to provide capital growth over the medium to long term by investing in a diversified range of private equity investments worldwide.

**Above is the Investment Objective of the fund. For details on the fund's Investment Policy please see the KID.**

This fund does not have the objective of sustainable investment or binding environmental or social characteristics as defined by Regulation (EU) 2019/2088 on Sustainability-related Disclosures in the Financial Services Sector (the "SFDR"). Any references to the integration of sustainability considerations are made in relation to the processes of the investment manager or the Schroders Group and are not specific to the fund.

**Relevant risks associated with an investment in this fund are shown below and should be carefully considered before making any investment. Past Performance is not a guide to future performance and may not be repeated. The value of investments and the income from them may go down as well as up and investors may not get back the amounts originally invested. Exchange rate changes may cause the value of investments to fall as well as rise. Performance data does not take into account any commissions and costs, if any, charged when units or shares of any fund, as applicable, are issued and redeemed.**

## Share class performance (%)

Cumulative performance	1 month	3 months	YTD	1 year	3 years	5 years	Since inception
Share class (Net)	1,6	2,3	2,3	6,4	25,8	106,1	101,8

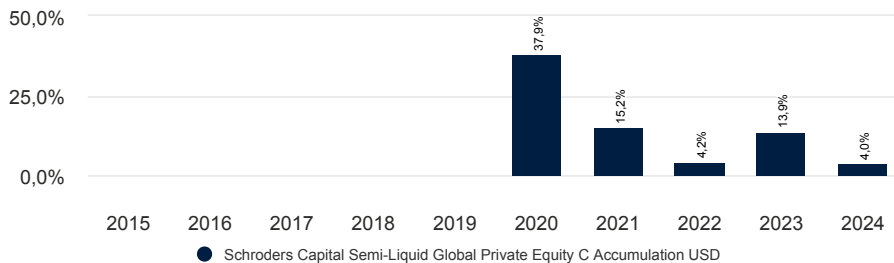
  

Calendar year performance	2015	2016	2017	2018	2019	2020	2021	2022	2023	2024
Share class (Net)	-	-	-	-	-	37,9	15,2	4,2	13,9	4,0

Discrete yearly performance (%)	Mar 15 - Mar 16	Mar 16 - Mar 17	Mar 17 - Mar 18	Mar 18 - Mar 19	Mar 19 - Mar 20	Mar 20 - Mar 21	Mar 21 - Mar 22	Mar 22 - Mar 23	Mar 23 - Mar 24	Mar 24 - Mar 25
Share class (Net)	-	-	-	-	-	44,6	13,3	7,0	10,5	6,4

## Performance over 10 years (%)



Monthly Returns	Jan	Feb	Mar	Apr	May	Jun	Jul	Aug	Sep	Oct	Nov	Dec	Year End
2023													
Share class (Net)	2,1	-1,1	2,1	1,7	-1,1	1,4	1,5	-0,7	-1,0	0,6	4,8	3,0	13,9
2024													
Share class (Net)	-0,3	-0,1	0,5	0,0	2,2	-0,4	0,6	1,7	1,2	-1,7	1,1	-0,7	4,0
2025													
Share class (Net)	0,1	0,6	1,6	-	-	-	-	-	-	-	-	-	-

## Fund facts

Fund manager	Benjamin Alt
Managed fund since	30.09.2019
Fund management company	Schroder Investment Management (Europe) S.A.
Domicile	Luxembourg
Fund launch date	30.09.2019
Share class launch date	30.09.2019
Fund base currency	USD
Share class currency	USD
Fund size (Million)	USD 2.375,98
Share Price End of Month	USD 201,7500
Dealing frequency	Subscriptions: Monthly ; Redemptions: Quarterly
Settlement timing	Subscriptions: T+22 ; Redemptions: T+22
Distribution frequency	No Distribution
Notice period	Subscriptions: T-10 ; Redemptions: T-90
Investment Level %	83.15

Investment level reflects the total portfolio without Money Market funds divided by the fund size.

## Fees & expenses

Entry charge up to	0,00%
Ongoing charge	3,28%
Redemption fee	Up to 5,00%

## Purchase details

Minimum initial subscription	USD 10.000 ; EUR 10.000 or their near equivalent in any other freely convertible currency.
------------------------------	--

## Codes

ISIN	LU2005485581
Bloomberg	SCSPECU LX
SEDOL	BK7XVB9

C Accumulation USD | Data as at 31.03.2025

Risk considerations

**Market risk:** The value of investments can go up and down and an investor may not get back the amount initially invested.

**Tax risk:** The Fund and its returns may rely on certain available tax efficiencies at the inception of the Fund which may be subject to changes in tax treatment or interpretations. Any change in the actual or perceived tax status or exposure of the Fund or its investments as well as in tax legislation, practice or in accounting standards could adversely affect the anticipated level of taxation.

**Currency risk:** If the fund's investments are denominated in currencies different to the fund's base currency, the fund may lose value as a result of movements in foreign exchange rates, otherwise known as currency rates. If the investor holds a share class in a different currency to the base currency of the fund, investors may be exposed to losses as a result of movements in currency rates.

**Emerging markets & frontier risk:** Emerging markets, and especially frontier markets, generally carry greater political, legal, counterparty, operational and liquidity risk than developed markets.

**Interest rate risk:** The fund may lose value as a direct result of interest rate changes.

**Liquidity risk:** The fund invests in illiquid instruments, which are harder to sell. Illiquidity increases the risks that the fund will be unable to sell its holdings in a timely manner in order to meet its financial obligations at a given point in time. It may also mean that there could be delays in investing committed capital into the asset class.

**Operational risk:** Operational processes, including those related to the safekeeping of assets, may fail. This may result in losses to the fund.

**Performance risk:** Investment objectives express an intended result but there is no guarantee that such a result will be achieved. Depending on market conditions and the macro economic environment, investment objectives may become more difficult to achieve.

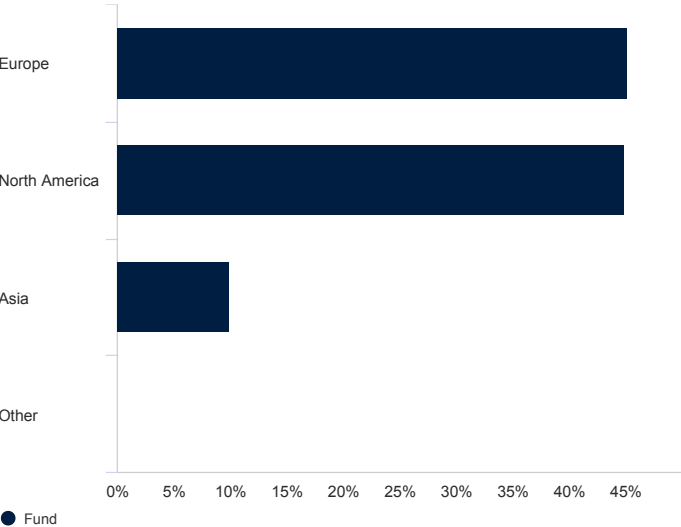
**Private Equity risk:** Private equity strategies are subject to a variety of risk conditions, including, but not limited to, the risk that too much is paid for acquiring a business, new or unproven management, new or less mature business strategies or unsuccessful integration with existing businesses.

**Private Market Valuations:** In times of stress it may be difficult to find appropriate prices for private asset investments and they may be valued on the basis of proxies or estimates. This may lead to significant changes in the valuation of the fund, or the inability to determine a reliable net asset value which may lead to a suspension of the fund.

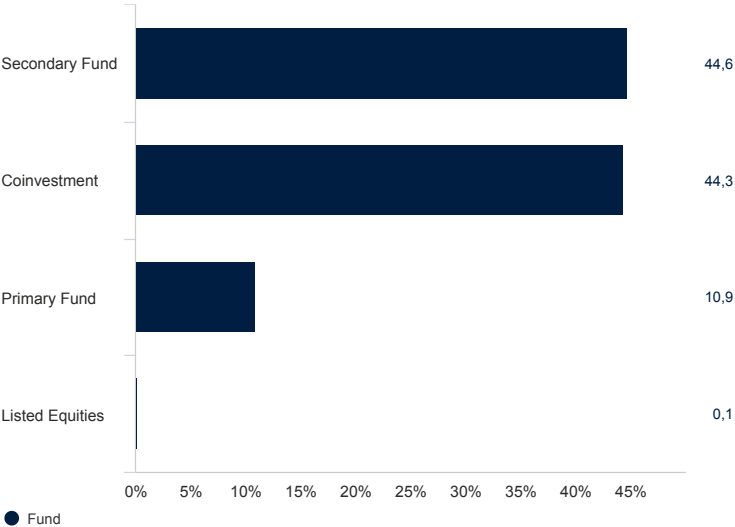
Asset allocation

Source: Schroders. Top holdings and asset allocation are at investment portfolio level.

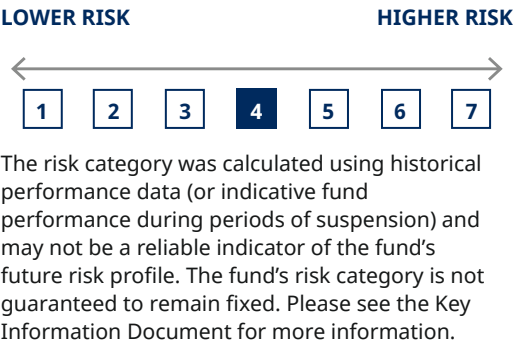
Region (%)



Transaction Type Breakdown (%)



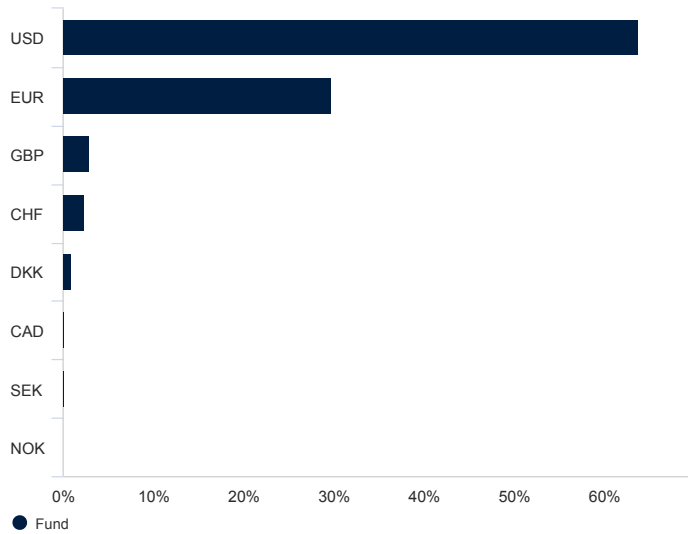
Summary risk indicator (SRI)



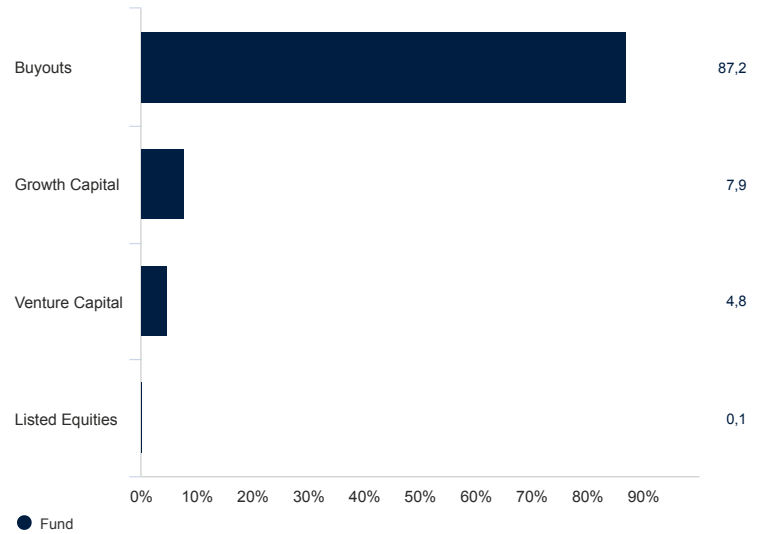
## Schroders Capital Semi-Liquid Global Private Equity

C Accumulation USD | Data as at 31.03.2025

## Currency (%)



## Financing Stage Breakdown (%)



## Top 5 Direct Investments (%)

Holding name	%
Optegra	2,8
Captain D's Seafood Kitchen	1,8
Galaxy Universal	1,8
Natus Medical	1,7
NARS	1,5

## Top 5 Partnership Investments (%)

Holding name	%
Norvestor SPV II SCSp	3,6
Trinity Hunt Partners CF, L.P.	2,8
Apposite Healthcare III L.P.	2,5
FREMMAN 1 MM SCSP	1,8
Impact Advisors	1,8

Source: Schroders. Top holdings and asset allocation are at fund level.

## Contact information

Schroder Investment Management (Europe) S.A.  
 5, rue Höhenhof  
 Sennigerberg  
 Luxembourg  
 L-1736  
 Tel: +352 341 342 202  
 Fax: +352 341 342 342

For your security, communications may be recorded or monitored.

## Information relating to changes in fund manager, investment objective, benchmark and corporate action information

With effect from 2 November 2022 Schroder GAIA II changed its name to Schroders Capital Semi-Liquid. On 31.12.2021 Schroder GAIA II Specialist Private Equity changed its name to Schroder GAIA II Global Private Equity.

On 02.11.2022 Schroder GAIA II Global Private Equity changed its name to Schroders Capital Semi-Liquid Global Private Equity.

**Benchmarks: (If applicable)**

Some performance differences between the fund and the benchmark may arise because the fund performance is calculated at a different valuation point from the benchmark. The fund does not have a target benchmark

## Source and ratings information

Source of all performance data, unless otherwise stated: Morningstar, bid to bid, net income reinvested, net of fees.

# Schroders Capital Semi-Liquid Global Private Equity

C Accumulation USD | Data as at 31.03.2025

## Important information

### Costs:

Certain costs associated with your investment in the fund may be incurred in a different currency to that of your investment. These costs may increase or decrease as a result of currency and exchange rate fluctuations.

If a performance fee is applicable to this fund, details of the performance fee model and its computation methodology can be found in the fund's prospectus. This includes a description of the performance fee calculation methodology, the dates on which the performance fee is paid and details of how the performance fee is calculated in relation to the fund's performance fee benchmark, which may differ from the benchmark in the fund's investment objective or investment policy.

For further information regarding the costs and charges associated with your investment, please consult the funds' offering documents and annual report.

### General:

This document does not constitute an offer to anyone, or a solicitation by anyone, to subscribe for shares of Schroders Capital Semi-Liquid (the "Company"). Nothing in this document should be construed as advice and is therefore not a recommendation to buy or sell shares. An investment in the Company entails risks, which are fully described in the prospectus. The Company qualifies as a Société d'Investissement à Capital Variable ("SICAV") and as an alternative investment fund within the meaning of article 1(39) of the 2013 Law. Subscriptions can only be made on the basis of its latest Key Information Document (where available) and prospectus together with the latest audited annual report (and subsequent unaudited semi-annual report, if published), copies of which can be obtained, free of charge, from Schroder Investment Management (Europe) S.A. For Luxembourg, these documents may be obtained in English, free of charge, from the following link: [www.eifs.lu/schroders](http://www.eifs.lu/schroders). Schroders may decide to cease the distribution of any fund(s) in any EEA country at any time but we will publish our intention to do so on our website, in line with applicable regulatory requirements. This fund does not have the objective of sustainable investment or binding environmental or social characteristics as defined by Regulation (EU) 2019/2088 on Sustainability-related Disclosures in the Financial Services Sector (the "SFDR"). Any references to the integration of sustainability considerations are made in relation to the processes of the investment manager or the Schroders Group and are not specific to the fund. Any reference to regions/ countries/ sectors/ stocks/ securities is for illustrative purposes only and not a recommendation to buy or sell any financial instruments or adopt a specific investment strategy. Past Performance is not a guide to future performance and may not be repeated. The value of investments and the income from them may go down as well as up and investors may not get back the amounts originally invested. Exchange rate changes may cause the value of investments to fall as well as rise. Performance data does not take into account any commissions and costs, if any, charged when units or shares of any fund, as applicable, are issued and redeemed. Schroders has expressed its own views and opinions in this document and these may change. Information herein is believed to be reliable but Schroders does not warrant its completeness or accuracy. The data contained in this document has been sourced by Schroders and should be independently verified. Third party data is owned or licenced by the data provider and may not be reproduced, extracted or used for any other purpose without the data provider's consent. Neither Schroders, nor the data provider, will have any liability in connection with the third-party data. © Morningstar 2025. All Rights Reserved. The information contained herein: (1) is proprietary to Morningstar and/or its content providers; (2) may not be copied or distributed; and (3) is not warranted to be accurate, complete or timely. Neither Morningstar nor its content providers are responsible for any damages or losses arising from any use of this information. Past performance is no guarantee of future results. Schroders will be a data controller in respect of your personal data. For information on how Schroders might process your personal data, please view our Privacy Policy available at [www.schroders.com/en/privacy-policy/](http://www.schroders.com/en/privacy-policy/) or on request should you not have access to this webpage. A summary of investor rights may be obtained from <https://www.schroders.com/en/global/individual/summary-of-investor-rights/> For your security, communications may be recorded or monitored. Issued by Schroder Investment Management (Europe) S.A., 5, rue Höhenhof, L-1736 Senningerberg, Luxembourg. Registration No B 37.799.