

Fidelity Funds - Global Multi Asset Income Fund

30 Apr 2026

Fund Details

Fund Manager	Becky Qin Franca Pileri Mario Baronci
Reference Currency	USD
Fund Size	US\$3,799m
Max. Sales Charge - Cash (On Net Investment Amount)	5.25%
Annual Management Fee	1.25%
Subscription Information	Cash: All share classes SRS: A-QINC(G)-SGD SRS: A-MINCOME(G)-SGD SRS: A-MINCOME(G)-SGD (SGD/USD H) SRS: A-MCDIST(G)-USD SRS: A-MCDIST(G)-SGD (SGD/USD H)

Fund Performance (rebased to 100)



Performance is shown for the last 5 years (or since launch for funds launched within that period), rebased to 100.

Top 10 Positions (%)

Company	Fund
MORGAN STANLEY INVESTMENT FUNDS - EMERGING MARKETS CORPORATE DEBT FUND	5.5
NOTA DO TESOURO NACIONAL 10% 01/01/2033	4.3
MEXICO UNITED MEXICAN STATES 7.5% 05/26/2033	2.6
SOUTH AFRICA REPUBLIC OF 8.875% 02/28/2035	1.9
STATE STREET SPDR FTSE GLOBAL CONVERTIBLE BOND UCITS ETF	1.1
BARC CXPY536 5.0% 06/20/26	0.9
NVIDIA CORP	0.8
EUROPEAN STABILITY MECHANISM 0.75% 09/05/2028 REGS	0.7
JPLS OIS 10.5893% 01/06/28	0.7
HSBS IRS 13.65% 01/03/28	0.7

Investment Objective

The fund aims to achieve moderate capital growth over the medium to long term and provide income. The fund invests in a range of asset classes including debt securities, equities, real estate, infrastructure, from anywhere in the world, including emerging markets. The fund may invest in the following assets according to the percentages indicated:

- investment grade bonds: up to 100%
- below investment grade bonds: up to 60%
- emerging market bonds: up to 50%
- equities: up to 50%
- government bonds: up to 50%
- China A and B shares and listed onshore bonds (directly and/or indirectly): less than 20% (in aggregate)
- REITs and infrastructure securities: less than 30% (in each asset class)
- hybrids and contingent convertible (CoCo) bonds: less than 30%, with less than 20% in contingent convertible (CoCo) bonds
- money market instruments: up to 25%
- SPACs: less than 5%

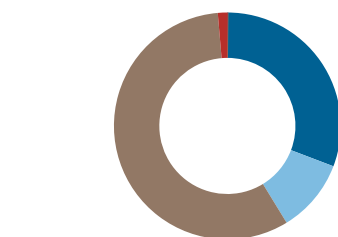
The fund may also invest in other subordinated financial debt and preference shares. The fund's exposure to distressed securities is limited to 10% of its assets. (For full details of the objective and other considerations please refer to the Prospectus)

Performance (%)

	YTD (cum)	1mth (cum)	3mth (cum)	6mth (cum)	1yr (cum)	3yr (ann)	5yr (ann)	Since Launch (ann)
A-MINCOME(G)-USD	4.2	3.7	-1.0	4.8	13.5	7.3	1.6	3.4
With 5% sales charge	-1.0	-1.5	-5.9	-0.4	7.9	5.5	0.6	3.0
A-MINCOME(G)-SGD	3.2	2.5	-0.7	2.6	10.8	5.7	0.7	3.3
With 5% sales charge	-2.0	-2.7	-5.7	-2.5	5.3	3.9	-0.3	2.8
A-MINCOME(G)-SGD (SGD/USD H)	3.3	3.3	-1.6	3.4	10.5	5.1	0.2	2.5
With 5% sales charge	-1.9	-1.8	-6.5	-1.7	4.9	3.3	-0.8	2.0
A-HMDIST(G)-AUD (H)	3.8	3.3	-0.7	4.0	12.5	6.8	1.4	3.6
With 5% sales charge	-1.3	-1.8	-5.7	-1.2	6.8	5.0	0.3	3.2

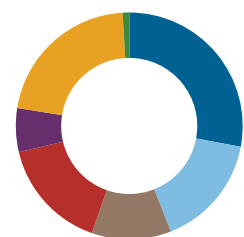
Source: Fidelity, NAV-NAV basis, in the respective currencies with dividends re-invested. Returns are annualised for periods greater than 1 year. Please refer to "Share Class Details & Codes" for the launch dates of the respective share classes.

Asset Allocation^ (%)



Equity	31.67
Equity derivatives	10.77
Fixed Income	59.03
Fixed Income derivatives	1.46
Alternatives	0.04
Cash	-2.97

Geographic Exposure^ (%)



Fund	28.74
North America	28.74
Europe ex UK	16.54
United Kingdom	11.65
Asia Pacific ex-Japan	16.39
Japan	6.43
Other	22.15
Multinational	1.07
Unclassified	0.00
Cash	-2.97

^ Asset class breakdowns are provided for illustrative purposes only. Equity and FI exposure includes derivatives. The use of derivatives may cause the total fund weight not to equal 100%. "Cash & Other" can include exposure to cash funds, uninvested cash held within the underlying building blocks of the fund, currency positions and balancing items.

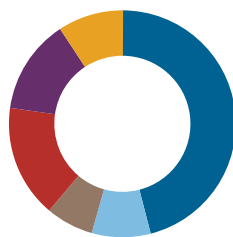
Fidelity Funds - Global Multi Asset Income Fund

30 Apr 2026

Measures

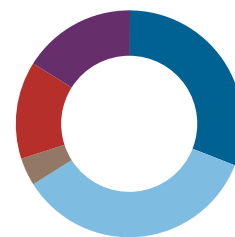
	Fund
(A-MINCOME(G)-USD)	
Annualised Volatility (3 years) (%)	7.95
Sharpe Ratio (3 years)	0.30
Average Credit Rating	BB+
Portfolio Effective Duration (years)	1.83
Number of Holdings	3642

Equities Allocation (%)



North America	19.49
Europe ex UK	3.55
United Kingdom	2.88
Asia Pacific ex-Japan	6.82
Japan	5.73
Other	3.97

Fixed Income Allocation (%)



Fund	Fund
Investment Grade	18.71
North America	2.28
Europe	12.95
Asia	2.45
Other	1.03
High Yield	21.20
North America	4.63
Europe	9.40
Asia	7.17
Other	0.00
Not Rated	2.40
North America	2.29
Europe	-0.60
Asia	0.67
Other	0.04
Emerging Markets Hard Currency Debt	8.41
Emerging Markets Local Currency Debt	9.77

Share Class Details & Codes

Share Class	Launch Date	NAV	Bloomberg Ticker	ISIN
A-MINCOME(G)-USD	27 Mar 13	8.174	FIGMAMU LX	LU0905234141
A-MINCOME(G)-SGD	21 Jul 14	0.821	FFAMIGS LX	LU1084809471
A-MINCOME(G)-SGD (SGD/USD H)	15 Apr 16	0.79	FFGMAAM LX	LU1391767313
A-HMDIST(G)-AUD (H)	09 Apr 14	8.548	FGAHMDH LX	LU1046420987

A-MINC(G): distributing share classes (from gross investment income and from capital on occasion so as to seek to maintain a stable payment) with quarterly and monthly dividends respectively. A-HMDIST(G): monthly distributing share class (from gross income and may include realised and unrealised capital gains as well as from capital). Distribution amount not guaranteed. (H): Share class is hedged to the respective base currency.

Calendar Year Performance (%)

	2021	2022	2023	2024	2025
A-MINCOME(G)-USD	2.0	-13.4	4.6	3.2	11.6
With 5% sales charge	-3.1	-17.7	-0.6	-1.9	6.0
A-MINCOME(G)-SGD	4.0	-13.8	2.9	7.0	5.1
With 5% sales charge	-1.2	-18.1	-2.2	1.6	-0.2
A-MINCOME(G)-SGD (SGD/USD H)	1.9	-13.6	3.1	1.3	8.9
With 5% sales charge	-3.2	-17.9	-2.0	-3.8	3.4
A-HMDIST(G)-AUD (H)	2.8	-13.1	3.3	4.0	10.5
With 5% sales charge	-2.4	-17.4	-1.9	-1.2	5.0

Source: Fidelity, NAV-NAV basis, in the respective currencies with dividends re-invested. Sales charge may be levied by the distributor at its discretion. The stated returns will be reduced by the corresponding sales charge amount being levied by the distributor.

Fidelity Funds - Global Multi Asset Income Fund

30 Apr 2026

Definition of Terms

Annualised Volatility is a measure of how variable returns for a fund or comparative market index have been around their historical average. Two funds may produce the same return over a period. The fund whose monthly returns have varied less will have a lower annualised volatility and will be considered to have achieved its returns with less risk.

Sharpe Ratio is a measure of a fund's risk adjusted performance taking into account the return on a risk-free investment. The ratio allows an investor to assess whether the fund is generating adequate returns for the level of risk it is taking. The higher the ratio, the better the risk-adjusted performance has been. If the ratio is negative, the fund has returned less than the risk-free rate.

Duration is a measure of sensitivity of the fund value to changes in interest rates and includes all investments in the fund including derivatives. It takes into account that expected cash flows will fluctuate as interest rates change and affect a bond's price.

The Top 10 Positions table shows the largest individual investments. For equities, all investments, including derivatives, linked to a particular issuing company have been combined to form a total percentage holding for each company. Where a company is listed in two separate countries, each listing may be classified as a separate issuing company. Fixed income investments are listed by individual issue (and not by issuer) to reflect the characteristics of the individual bonds. All derivatives are included on an exposure basis. Cash investments are not shown in the table.

*Gross estimated distribution yield

**For each bond in the fund, Fidelity looks at the rating given by three rating agencies (S&P, Moody's and Fitch) and applies the worst of the two best ratings (commonly known as the Basel method). If any derivatives are being used to adjust the credit quality of the fund, these are reflected in the Average Credit Rating".

FIL Investment Management (Singapore) Limited [FIMSL] (Co. Reg. No.: 199006300E) is a responsible entity for the fund in Singapore. Prospectus of the fund is available from FIMSL or its distributors upon request. Potential investors should read the prospectus before investing. All views expressed and references to specific securities are included for illustration only, and should not be construed as an offer or recommendation. This document is for information only and does not have regard to the specific investment objectives, financial situation and particular needs of the person who may receive it. Potential investor should seek advice from a financial adviser before investing. If that potential investor chooses not to seek advice from a financial adviser, he should consider whether the fund is suitable for him. Past performance of the fund is not indicative of the future performance. Prices can go up and down. The value of the shares of the fund and the income accruing to them may fall or rise. Investors investing in a fund denominated in a non-local currency should be aware of exchange rate risk. The fund is not available to US citizens, residents or greencard holders. This publication has not been reviewed by the Monetary Authority of Singapore. Fidelity, Fidelity International, and the Fidelity International logo and F symbol are trademarks of FIL Limited.