

# Allianz Europe Equity Growth

Allianz Global Investors Fund  
AT



Overall Morningstar Rating™



Morningstar Sustainability Rating™



The Edge-Lipper Singapore Fund Awards 2013, Best Fund over Three & Five Years - Equity Europe, Class AT (EUR) <sup>3</sup>



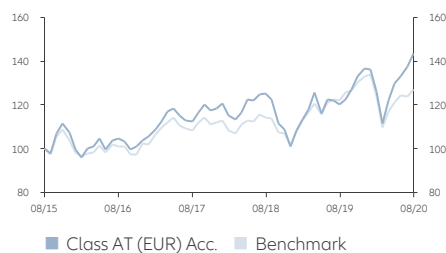
The Edge-Lipper Singapore Fund Awards 2012, Best Fund over Three & Five Years - Equity Europe, Class AT (EUR) <sup>4</sup>

## Investment Objective

The Fund aims at long-term capital growth by investing in equity markets in Europe with a focus on growth stocks.

## Performance Overview

### Indexed Performance over 5 Years (Bid-Bid)

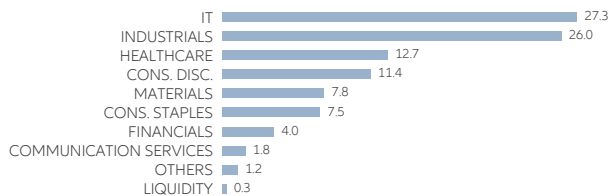


Performance History	Year to Date	1 Month	3 Months	6 Months	1 Year	3 Years (p.a.)	5 Years (p.a.)	Since Inception (p.a.)
Bid-Bid (%)	4.88	4.35	10.49	13.81	19.35	8.42	7.47	8.65
Offer-Bid <sup>5</sup> (%)	-0.36	-0.87	4.96	8.12	13.38	6.58	6.37	8.25
Benchmark (%)	-4.41	2.81	5.24	2.67	4.11	5.49	4.93	4.43

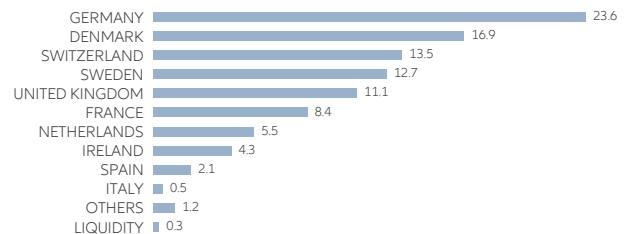
Risk / Return Ratios	3 Years	5 Years
Sharpe Ratio	0.40	0.40
Volatility	16.68%	15.33%
Tracking Error	5.97%	5.48%
Information Ratio	0.49	0.46

## Portfolio Analysis

### Sector Allocation (%)



### Country/Location Allocation (%)



Top 10 Holdings (Country/Location)	Sector	%
ASML HOLDING NV (NL)	IT	5.5
SAP SE (DE)	IT	5.4
DSV PANALPINA A/S (DK)	INDUSTRIALS	4.8
SIKA AG-REG (CH)	MATERIALS	4.3
INFINEON TECHNOLOGIES AG (DE)	IT	4.1
NOVO NORDISK A/S-B (DK)	HEALTHCARE	3.6
PARTNERS GROUP HOLDING AG (CH)	FINANCIALS	3.1
ZALANDO SE (DE)	CONS. DISC.	3.0
ATLAS COPCO AB-A SHS (SE)	INDUSTRIALS	2.9
AMBU A/S-B (DK)	HEALTHCARE	2.7
<b>Total</b>		<b>39.4</b>

## Fund Details

	Class AT (EUR) Acc.	Class AT (H2-USD) Acc.	Class AT (H2-SGD) Acc.
Benchmark	S&P Europe LargeMidCap Growth Net Total Return		
Fund Manager	Thorsten Winkelmann		
Fund Size <sup>6</sup>	EUR 6,202.78m		
Base Currency	EUR		
Number of Holdings	56		
Initial Fee	Up to 5%	Up to 5%	Up to 5%
Eligible Investment Scheme <sup>7</sup>	SRS	SRS	SRS
All-in-Fee <sup>8</sup>	1.80% p.a.	1.80% p.a.	1.80% p.a.
Total Expense Ratio <sup>9</sup>	1.86%	1.86%	1.86%
Unit NAV	EUR 316.06	USD 21.66	SGD 22.20
Inception Date	16/10/2006	06/12/2012	01/10/2012
Dividend Frequency	N/A	N/A	N/A
ISIN Code	LU0256839274	LU0857590862	LU0827474353
Bloomberg Ticker	RCMEGAT LX	RCMEATU LX	RCMEH2S LX
<b>Cumulative Returns (%)</b>			
Year to Date	4.88	6.12	5.36
1 Year	19.35	21.89	20.72
3 Years	27.44	36.66	33.65
5 Years	43.38	57.30	53.95
Since Inception	216.06	116.60	122.00
<b>Annualised Returns (%)</b>			
3 Years (p.a.)	8.42	10.97	10.15
5 Years (p.a.)	7.47	9.48	9.01
Since Inception (p.a.)	8.65	10.51	10.60

Source: All fund data quoted are Allianz Global Investors/IDS GmbH/Morningstar, as at 31/08/2020, unless stated otherwise.

Fund performance is calculated in the respective fund currency with gross dividends re-invested. Investment returns are denominated in the respective base currency. SGD based investors are exposed to non-SGD foreign exchange fluctuations.

- 1) Source: Morningstar, as at 31/07/2020. Copyright © 2020 Morningstar Asia Limited ("Morningstar"). All Rights Reserved. The information contained herein: (1) is proprietary to Morningstar and/or its content providers; (2) may not be copied or distributed; and (3) is not warranted to be accurate, complete or timely. Neither Morningstar nor its content providers are responsible for any damages or losses arising from any use of this information. Past performance is no guarantee of future results.
- 2) Morningstar Sustainability Rating is analyzed out of Europe Equity Large Cap funds as of 31/07/2020 and based on 100% of the Fund's AUM. Data is based on long positions only. Historical Sustainability Score as of 31/07/2020. Sustainability Rating as of 31/07/2020. Sustainability provides company-level analysis used in the calculation of Morningstar's Sustainability Score.
- 3) Based on fund performance till 31/12/2012.
- 4) Based on fund performance till 31/12/2011.
- 5) "Offer-Bid" performance data takes into account 5.00% of the initial fee of the investment.
- 6) The Fund size quoted includes all share classes of the Fund.
- 7) Investment using Supplementary Retirement Scheme ("SRS") monies is only applicable to investors in Singapore.
- 8) The All-in-Fee includes the expenses previously called management and administration fees.
- 9) Total Expense Ratio (TER): Total cost (except transaction costs) charged to the Fund during the last financial year expressed as a ratio of the Fund's average NAV. For share classes that have been incepted for less than one year as at close of the last financial year (please refer to the Inception Date in the Fund Details table), the TER will be annualised. For share classes incepted after the close of the last financial year, the TER will be reflected as N/A.

Information herein is based on sources we believe to be accurate and reliable as at the date it was made. We reserve the right to revise any information herein at any time without notice. No offer or solicitation to buy or sell securities and no investment advice or recommendation is made herein. In making investment decisions, investors should not rely solely on this publication but should seek independent professional advice. However, if you choose not to seek professional advice, you should consider the suitability of the product for yourself. Past performance of the fund manager(s) and the fund is not indicative of future performance. Prices of units in the Fund and the income from them, if any, may fall as well as rise and cannot be guaranteed. Distribution payments of the Fund, where applicable, may at the sole discretion of the Manager, be made out of either income and/or net capital gains or capital of the Fund. As a result, it may reduce the Fund's net asset value. The dividend yields and payouts are not guaranteed and might change depending on the market conditions or at the Manager's discretion. Investment involves risks including the possible loss of principal amount invested and risks associated with investment in emerging and less developed markets. The Fund may invest in financial derivative instruments and/or structured products and be subject to various risks (including counterparty, liquidity, credit and market risks etc.). Past performance, or any prediction, projection or forecast, is not indicative of future performance. Investors should read the Prospectus obtainable from Allianz Global Investors Singapore Limited or any of its appointed distributors for further details including the risk factors, before investing. This publication has not been reviewed by the Monetary Authority of Singapore (MAS). MAS authorization/recognition is not a recommendation or endorsement. The issuer of this publication is Allianz Global Investors Singapore Limited (12 Marina View, #13-02 Asia Square Tower 2, Singapore 018961, Company Registration No. 199907169Z).