

# Income Fund

## INSTITUTIONAL CLASS ACCUMULATION AND INCOME SHARES

### Fund Description

The primary investment objective of the Fund is to seek high current income, consistent with prudent investment management. Long-term capital appreciation is a secondary objective.

The Income Fund is a portfolio that is actively managed and utilizes a broad range of fixed income securities that seek to produce an attractive level of income with a secondary goal of capital appreciation.

This fund seeks to meet the needs of investors who are targeting a competitive and consistent level of income without compromising total return. The fund aims to achieve this by employing PIMCO's best income-generating ideas across global fixed income sectors with an explicit mandate on risk-factor diversification. The fund offers daily liquidity.

The Fund may use or invest in financial derivatives.

The fund taps into multiple areas of the global bond market, and employs PIMCO's vast analytical capabilities and sector expertise to help temper the risks of high income investing. This approach seeks to provide consistent income over the long term.

### ABOUT THE BENCHMARK

Bloomberg U.S. Aggregate Index represents securities that are SEC-registered, taxable, and dollar denominated. The index covers the U.S. investment grade fixed rate bond market, with index components for government and corporate securities, mortgage pass-through securities, and asset-backed securities. These major sectors are subdivided into more specific indices that are calculated and reported on a regular basis. It is not possible to invest directly in an unmanaged index.

Unless otherwise stated in the prospectus, the Fund is not managed against a particular benchmark or index, and any reference to a particular benchmark or index in this factsheet is made solely for risk or performance comparison purposes.

### Institutional Class Overall Morningstar Rating™

★★★★★

Category	Global Flexible Bond - USD Hedged
Number of funds in category	728
Criteria	Risk-Adjusted Return

### Key Facts

	Accumulation	Income
Bloomberg Ticker	PIMINIA	PINCMII
ISIN	IE00B87KCF77	IE00B8JDQ960
Sedol	B87KCF7	B8JDQ96
CUSIP	G7113P361	G7112M427
Valoren	19931094	19762787
WKN	A1J7HG	A1J5ZC
Inception Date	30/11/2012	30/11/2012
Distribution	-	monthly <sup>1</sup>
Unified Management Fee	0.55% p.a.	0.55% p.a.
Fund Type	UCITS	
Portfolio Manager	Daniel J. Ivascyn, Alfred Murata, Joshua Anderson	
Total Net Assets	126.5 (USD in Billions)	
Fund Base	USD	
Currency	USD	
Share Class	USD	
Currency	USD	

### Fund Statistics

Effective Duration (yrs)	6.31
Benchmark Duration (yrs)	5.90
Estimated Yield to Maturity (%) <sup>⊕</sup>	6.83
Annualised Distribution Yield (%) <sup>†</sup>	6.04
Effective Maturity (yrs)	9.41
Average Credit Quality	AA-

<sup>1</sup>This share class aims to pay dividend on a monthly basis. The dividend amount or dividend rate/yield is not guaranteed.

### MANAGER

PIMCO Global Advisors (Ireland) Limited

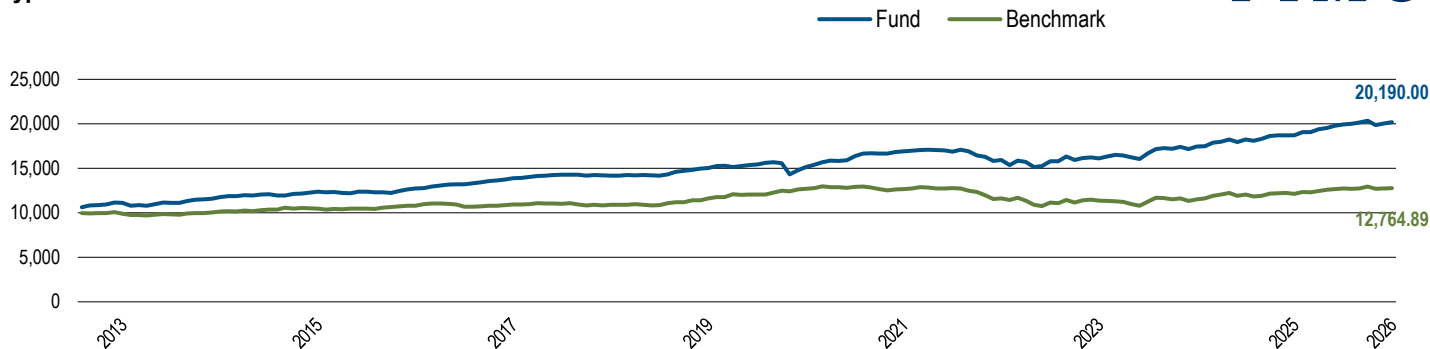
### INVESTMENT ADVISOR

Pacific Investment Management Company LLC

For questions regarding the PIMCO Funds: Global Investors Series plc, please call +65 6826 7589.

Visit our website for a full menu of products and services at [www.pimco.com/sg/en](http://www.pimco.com/sg/en)

Hypothetical Growth of 10K



Source: PIMCO. **Past Performance is not a guarantee or reliable indicator of future results and no guarantee is being made that similar returns will be achieved in the future.**

Growth of 10,000 is calculated at NAV and assumes that all dividend and capital gain distributions were reinvested. It does not take into account sales charges or the effect of taxes. Share value may go up as well as down as a result of currency fluctuations.

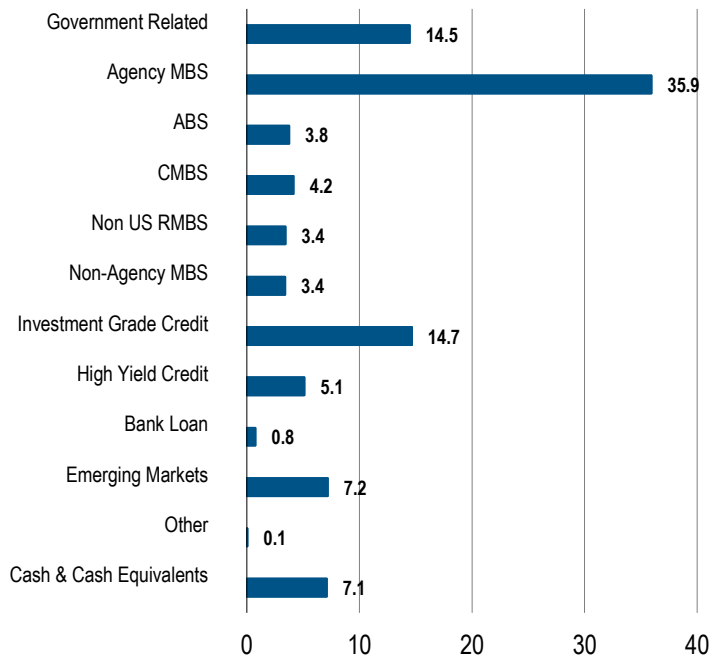
Performance (Net of Fees)	1 Mo.	3 Mos.	6 Mos.	1 Yr.	3 Yrs.	5 Yrs.	10 Yrs.	SI
Institutional, Acc (%) <sup>1</sup>	0.70	-0.79	1.25	8.03	7.77	3.60	4.73	5.34
Net of 5% Preliminary Charge <sup>2</sup>	-4.36	-5.74	-3.81	2.64	5.94	2.54	4.19	4.94
Institutional, Inc (%) <sup>1</sup>	0.69	-0.83	1.27	8.03	7.78	3.59	4.73	5.35
Net of 5% Preliminary Charge <sup>2</sup>	-4.39	-5.79	-3.82	2.59	5.97	2.54	4.20	4.94
Benchmark (%)	0.31	-1.35	0.23	5.13	3.95	0.17	1.70	—

**Past Performance is not a guarantee or reliable indicator of future results and no guarantee is being made that similar returns will be achieved in the future.**

Calendar Year (Net of Fees)	2016	2017	2018	2019	2020	2021	2022	2023	2024	2025	YTD
Institutional, Acc (%) <sup>1</sup>	8.30	7.36	0.21	9.15	6.53	2.58	-7.49	8.61	5.48	10.55	0.90
Net of 5% Preliminary Charge <sup>2</sup>	2.86	2.00	-4.79	3.72	1.22	-2.57	-12.12	3.19	0.22	5.04	-4.13
Institutional, Inc (%) <sup>1</sup>	8.37	7.36	0.21	9.11	6.52	2.60	-7.52	8.66	5.43	10.57	0.87
Net of 5% Preliminary Charge <sup>2</sup>	2.96	1.95	-4.84	3.68	1.22	-2.54	-12.13	3.19	0.14	5.07	-4.21
Benchmark (%)	2.65	3.54	0.01	8.72	7.51	-1.54	-13.01	5.53	1.25	7.30	0.38

Past performance is not necessarily indicative of future performance. The benchmark is the Bloomberg U.S. Aggregate Index All periods longer than one year are annualised. SI is the performance since inception. <sup>1</sup> Performance shown is on a NAV-to-NAV basis in the denominated currency, excluding the preliminary charge and on the assumption that distributions are reinvested, as applicable. <sup>2</sup> Performance shown is on a NAV-to-NAV basis in the denominated currency, taking into account the preliminary charge and on the assumption that distributions are reinvested, as applicable. A preliminary charge of up to 5% may or may not be deducted from the subscription amount depending on the distributor from whom you had purchased shares, as such this may not represent actual performance returns. Investment returns denominated in non-local currency may be exposed to exchange rate fluctuations.

Sector Allocation (%)

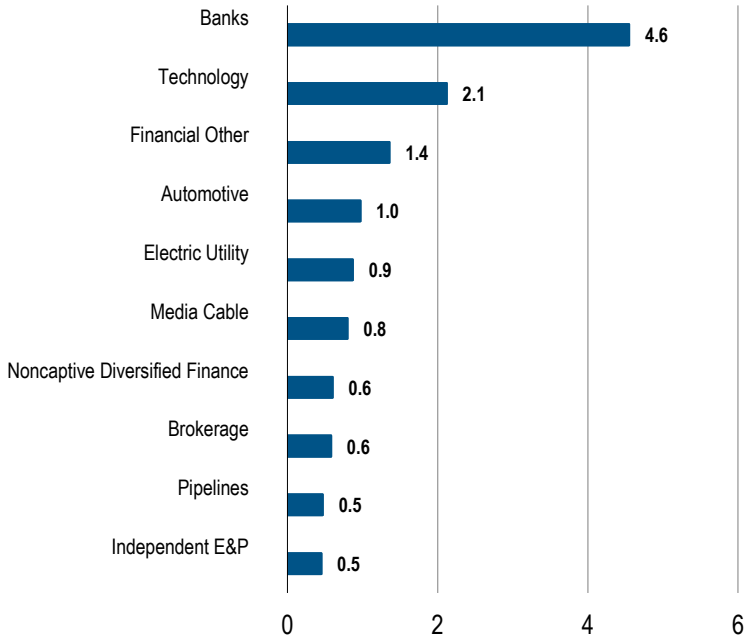


Top 10 Holdings (%)\*

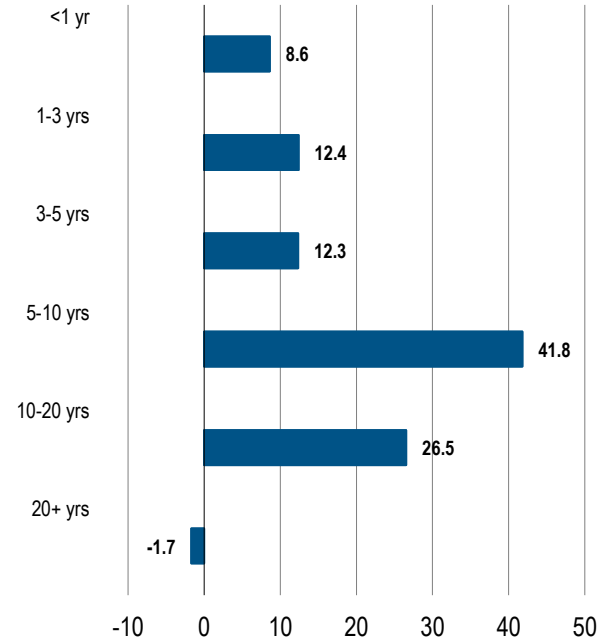
FNMA TBA 6.5% JUN 30YR	4.9
FNMA TBA 6.0% JUN 30YR	4.3
FNMA TBA 5.0% MAY 30YR	2.8
FNMA TBA 6.0% JUL 30YR	2.3
FNMA TBA 5.5% MAY 30YR	1.8
FNMA TBA 4.5% JUN 30YR	1.3
FNMA TBA 4.0% JUN 30YR	1.2
U S TREASURY INFLATE PROT BD	1.2
FNMA TBA 6.5% MAY 30YR	1.2
BEIGNET INVESTOR LLC SEC 144A	1.1

\*Top 10 holdings as of 03/31/2026, excluding derivatives.

**Top 10 Industries (%)**

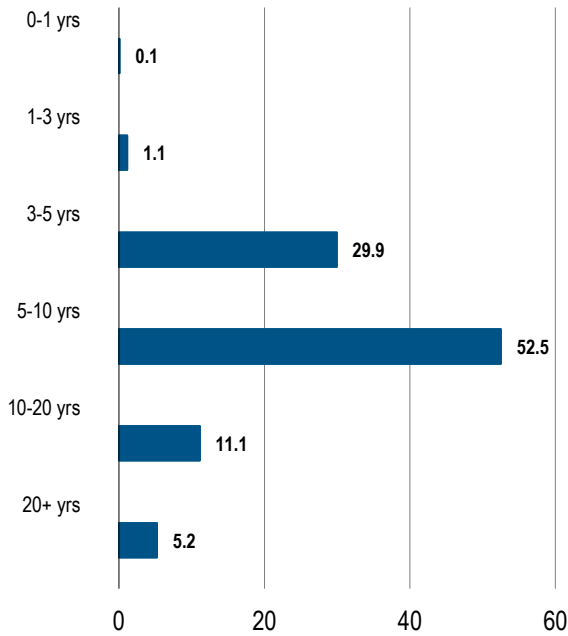


**Duration (% Duration Weighted Exposure)**



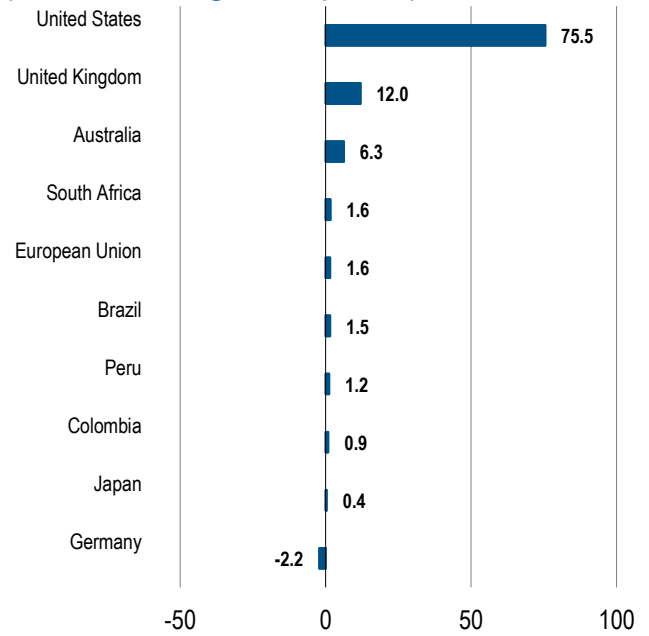
Source: PIMCO

**Maturity (% Market Value)**



Source: PIMCO

**Top 10 Countries by Contribution to Total Duration (% Duration Weighted Exposure)**



Countries are categorized by currency of settlement. EMU-member countries reflect the country of exposure for EUR-denominated securities. Europe represents European Union instruments that cannot be separated by specific country.

**Top 10 Holdings and Top 10 Industries are based on Gross Market Value**

**Sector Allocation:** The Sector Allocation displays Gross Market Value data which is calculated differently than Percent Market Value (PMV%), which is the Fund's official sector reporting. Gross Market Value reflects sector exposures as a percentage of the sum of the total Gross Market Value of the portfolio. Exposures gained through the use of interest rate swaps and futures are calculated at the market value of these instruments. GMV excludes reverse repos and lines of credit from its calculation. Portfolio structure is subject to change without notice and may not be representative of current or future allocations. **Cash & Cash Equivalents** may include but is not limited to cash, currency, short-term investment funds, commercial paper and repos. **Government Related** includes nominal and inflation-protected Treasuries, agencies and FDIC-guaranteed and government-guaranteed corporate securities from the U.S., Japan, United Kingdom, Australia, Canada, European Union and other peripheral countries. **Non US RMBS** includes residential mortgage backed securities domiciled outside of the United States. **ABS** contains traditional ABS, CLOs and CDOs. **Other** may contain but is not limited to municipal securities and whole loans.

ⓈYields reported gross of fees, the deduction of which will reduce the yield. Yields are reported in the base currency of the fund and are not specific to the share class. PIMCO calculates a Fund's Estimated Yield to Maturity by averaging the yield to maturity of each security held in the Fund on a market weighted basis. PIMCO sources each security's yield to maturity from PIMCO's Portfolio Analytics database. When not available in PIMCO's Portfolio Analytics database, PIMCO sources the security's yield to maturity from Bloomberg. When not available in either database, PIMCO will assign a yield to maturity for that security from a PIMCO matrix based on prior data. The source data used in such circumstances is a static metric and PIMCO makes no representation as to the accuracy of the data for the purposes of calculating the Estimated Yield to Maturity. The Estimated Yield to Maturity is provided for illustrative purposes only and should not be relied upon as a primary basis for an investment decision and should not be interpreted as a guarantee or prediction of future performance of the Fund or the likely returns of any investment.

<sup>†</sup>Annualised Distribution Yield is as of last month ending 05/31/2026. The dividend distribution rate/yield is based on historical dividend rate/yield. The dividend amount or dividend rate/yield is not guaranteed. Distribution payments of the Fund where applicable, may at the sole discretion of the Fund, be made out of either income and/ or capital of the Fund.

Source: PIMCO, index provider for benchmark data.

PIMCO duration calculation that adjusts the durations of credit securities to account for the potential that in the event of default investors will receive the recovery amount prior to the maturity of the security.

Differences in the Fund's performance versus the index and related attribution information with respect to particular categories of securities or individual positions may be attributable, in part, to differences in the pricing methodologies used by the Fund and the index.

Negative allocations may result from derivative positions and unsettled trades and does not imply the fund is short cash, is levered, or that the derivatives are not fully cash backed. Duration is the sensitivity of a fixed income security to a change in interest rates. The longer the duration of a fixed income security, the higher its sensitivity to interest rates. Duration Weighted Exposure (DWE%) is the percentage weight of each sector's contribution to the overall duration of the fund. Morningstar ratings are shown for funds with 4 or 5 star ratings only. Other share classes ratings are either lower or unavailable. A rating is not a recommendation to buy, sell or hold a fund. Copyright © 2026 Morningstar, Inc.

All Rights Reserved. The information contained herein: (1) is proprietary to Morningstar; (2) may not be copied or distributed; and (3) is not warranted to be accurate, complete or timely. Neither Morningstar nor its content providers are responsible for any damages or losses arising from any use of this information. **Past performance is no guarantee of future results.** Investment involves risk including possible loss of the principal amount invested.

The dividend amount or dividend rate/yield is not guaranteed. Past distributions are not necessarily indicative of future trends, which may be lower. A positive distribution yield does not imply a positive return. Data does not include special cash dividends. Distribution payments of the Fund where applicable, may at the sole discretion of the Fund, be made out of either income and/ or capital of the Fund. In the case of the Fund and the Income II Shares, the Fund may at its discretion pay dividends out of capital and charge management fees to capital, thereby resulting in an increase in distributable income available for the payment of dividends by the Fund/Income II Shares and therefore, the Fund / Income II shares may effectively pay dividends out of capital. In the case of Income II Shares, the Fund may also charge other fees to capital and also take into account the yield differential arising from share class currency hedging (which constitutes a distribution from capital). This may result in an immediate reduction of the NAV per share for the Fund and the Income II Shares. Please refer to [www.pimco.com/sg/en](http://www.pimco.com/sg/en) for more information on income statistics.

**Dividends are payable out of the capital of the Fund. As a result capital will be eroded and distributions will be achieved by foregoing the potential for future capital growth and this cycle may continue until all capital is depleted.**

**Average Credit Quality (ACQ)** - Average Credit Quality (ACQ) is calculated by PIMCO using an internal proprietary calculation methodology and ranges from AAA (highest) to D (lowest); the portfolio contained herein is not reflective of individual ratings by an independent rating agency. ACQ is a market-weighted average of the credit ratings of the credit instruments and holdings which create bilateral counterparty risk, excluding equities and certain other instruments. In calculating the ACQ of a portfolio, PIMCO generally uses the highest of the ratings of S&P, Moody's or Fitch assigned to each issuer held by the portfolio. If an issue or issuer is unrated, it is generally assigned a rating by PIMCO. A significant portion of a portfolio's ACQ may be derived from ratings assigned by PIMCO. ACQ is calculated on a daily basis for each portfolio and will change over time as the ratings for individual securities held in the portfolio change or as instruments are added and removed from the portfolio. In general, instruments are weighted at their market value. Certain derivatives, such as credit default swaps, are weighted at "bond equivalent value," which is the notional amount of the instrument adjusted by the current gain or loss on the position. Certain unrated instruments are not assigned a rating by PIMCO (such as OTC Credit Spreads, Money Market futures, Equity futures, and common stock) and are excluded from the ACQ calculation. This could lead to an under-estimation and under-statement of the credit risk of a portfolio. The portfolio itself has not been individually rated by an independent rating agency. The credit quality of a particular security or group of securities does not ensure the quality, stability or safety of the entire portfolio. PIMCO-assigned ratings used in the calculation may not be representative of PIMCO's current views should the security review have occurred on a date other than the date that this calculation was generated, which will generally be the case, or should an event that could affect a credit rating have occurred. The Fund may use or invest in financial derivative instruments and be subject to various risks (including for e.g. liquidity risk, interest rate risk, market risk, credit risk and management risk etc.) associated with such investments in financial derivative instruments. A Fund's use of, or investment in, financial derivative instruments involves risks different from, or possibly greater than, the risks associated with investing directly in securities and other traditional investments. Participation in the markets for financial derivative instruments involves investment risks and transaction costs to which a Fund may not be subject if such strategies are not used. You should carefully consider these risks prior to making an investment in the relevant Fund. Please refer to the Singapore prospectus for more information.

Investment involves risk including possible loss of the principal amount invested. Past performance is not a guarantee or a reliable indicator of future results and no guarantee is being made that similar returns will be achieved in the future. The value of shares of the Fund and the income accruing to them, if any, may fall or rise. Investment returns denominated in non-local currency may be exposed to exchange rate fluctuations. In an environment where interest rates may trend upward, rising rates will negatively impact most bond funds, and fixed income securities held by a fund are likely to decrease in value. Bond funds and individual bonds with a longer duration (a measure of the expected life of a security) tend to be more sensitive to changes in interest rates, usually making them more volatile than securities with shorter durations. Investors should consider the investment objectives, risks, charges and expenses carefully before investing. This and other information is contained in the Fund's Singapore Prospectus which is available and can be obtained from our website [www.pimco.com/sg/en](http://www.pimco.com/sg/en), a Fund distributor or the Singapore Representative. Prospective investors should read the Fund's Singapore Prospectus before deciding whether to subscribe for or purchase shares in any of the Funds. Investors may wish to seek advice from a financial adviser before making a commitment to invest and in the event you choose not to seek advice, you should consider whether the investment is suitable for you.

PIMCO Funds: Global Investors Series plc is an open-ended investment company with variable capital and with segregated liability between Funds incorporated on 10 December, 1997 and is authorised in Ireland by the Central Bank as an undertaking for collective investment in transferable securities pursuant to the European Communities (Undertakings for Collective Investment in Transferable Securities) Regulations, 2011 (S.I. No. 352 of 2011) as amended. PIMCO Funds: Global Investors Series plc has appointed PIMCO Asia Pte Ltd as the Singapore Representative. This document is issued by PIMCO Asia Pte Ltd (8 Marina View, #30-01, Asia Square Tower 1, Singapore 018960, Registration No. 199804652K). This advertisement or publication has not been reviewed by the Monetary Authority of Singapore. No part of this publication may be reproduced in any form, or referred to in any other publication, without express written permission. Unified management fee is a single fixed Management Fee out of which the fees of the Investment Advisers, the Administrator and Custodian shall be paid, and certain other expenses including the fees of Paying Agents (and other local representatives) in jurisdictions where the Funds are registered. PIMCO is a trademark of Allianz Asset Management of America LLC in the United States and throughout the world. © 2026, PIMCO.

For investors in Singapore, please also refer to the Singapore Supplement which forms part of and should be read in conjunction with the prospectus.