

Vietnam Equity(UCITS)Fund

Factsheet – June 2025

Investment Team



Mai Vu
Portfolio Manager

Investment Objective

VEF provides investors with broad exposure to Vietnam's public equity markets and seeks medium to long-term capital appreciation through investing in companies in key sectors contributing to Vietnam's economic growth. The Investment Manager will invest in securities which are, in its opinion, undervalued or fairly valued but have good growth potential. VEF integrates ESG and sustainable practices into its investment approach and is classified as Article 8 under the EU Sustainable Finance Disclosure Regulation (SFDR).

Vietnam Highlights

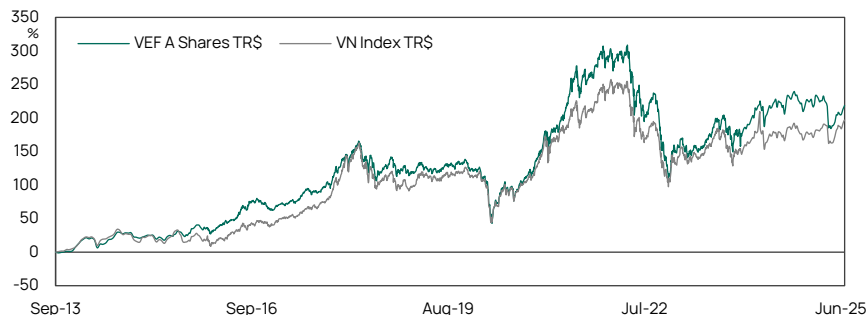
Key Indicators	2023	2024E*
Real GDP Growth (%)	5.1	7.1
Nominal GDP (\$bn)	430.0	476.3
CPI (avg) (%)	3.3	3.6
Export Growth (cif) (%)	-4.6	14.3
Import Growth (cif) (%)	-9.3	16.7
Trade Balance (cif) (\$bn)	28.0	24.4
FX Reserves (\$bn)	89.0	80.0
FDI Disbursed (\$bn)	23.2	25.4
VND: USD	24,250	25,300

*Compiled from official government data

Key Information - Vietnam Equity (UCITS) Fund

	A SHARES	B SHARES	C SHARES
Unit Price	USD31.85	EUR1,542.44	TBA
Fund Total Net Assets	USD249.00mn		
ISIN	IE00BD5HPH84	IE00BV8WVB25	IE000LEKRJK0
Reuters	LP68206089	LP68311935	LP68794636
Bloomberg Symbol	VIETNAM ID	VIETEUR ID	VIETGPB ID
Valor No	22319753	42634389	68794636
WKN	A2DHER	A2JRMR	A401E6
Fund Currency	US Dollar (USD)	Euro (EUR)	British Pound (GBP)
Subscription Fee	0% to 5.00%	0% to 5.00%	0% to 5.00%
Management Fee	2.00% with TER capped at 2.50%	1.50%	1.50%
Minimum Initial Subscription	USD10	EUR1,000,000	GBP1,000,000
Minimum Investment	N.A	EUR1,000,000	GBP1,000,000

Fund Performance



Performance

All in US\$ - %	YTD	1 Month	3 Month	1 Year	2 Years	3 Years	5 Years	Since 30 Sep 2013
VEF - A	-2.87	3.54	0.41	0.84	16.79	1.71	71.07	218.55
VN Index TR	6.90	3.12	3.10	9.77	15.17	8.15	61.30	197.33
All in EUR - %	YTD	1 Month	3 Month	1 Year	2 Years	3 Years	5 Years	Since 05 Jul 2018
VEF - B	-13.74	0.33	-7.31	-7.35	9.71	-7.69	68.18	57.50

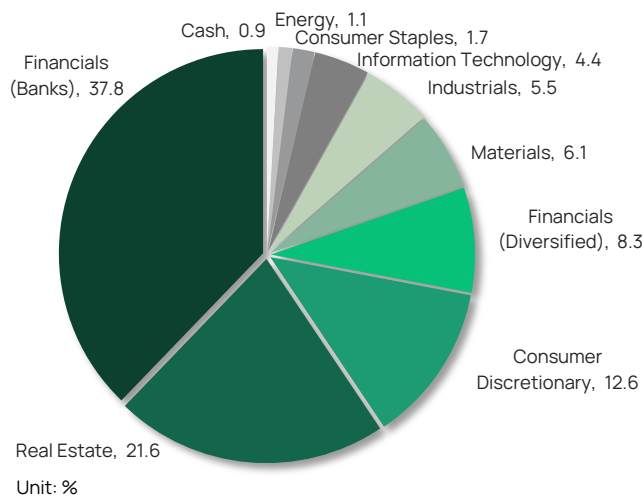
Top Ten Holdings

Portfolio Company	Sector	NAV (%)	MC (\$m)	Characteristics
MB Bank	Financials (Banks)	7.39	6,035	Largest private commercial bank by assets with the highest number of e-bank users
Vinhomes	Real Estate	6.95	12,077	Largest property developer in Vietnam with projects across Tier-1 and Tier-2 cities
Techcombank	Financials (Banks)	6.64	9,262	Leading bank for the affluent, best in class in optimizing COF through digital innovations
Mobile World	Consumer Discretionary	6.64	3,713	Top CE & phone retailer with promising grocery chain BHX a key driver for future growth
Vietinbank	Financials (Banks)	6.58	8,625	Vietnam's second-largest bank, with highest growth among the Big-4 state-owned banks
BIDV Bank	Financials (Banks)	4.76	9,771	Vietnam's largest state-owned commercial bank in terms of assets
FPT Corporation	Information Technology	4.39	6,712	Top IT services company and emerging name in the semiconductor industry
Vingroup	Real Estate	4.38	14,013	Vietnam's leading private listed conglomerate with diverse and synergistic ecosystem
FPT Retail	Consumer Discretionary	4.00	936	Retailer with the fastest-growing pharmacy chain and 20% market share in phone sales
VP Bank	Financials (Banks)	3.93	5,627	Commercial bank with 60% of consumer lending sector and largest customer base

Vietnam Equity(UCITS)Fund

Factsheet – June 2025

Sector Breakdown



Risk Measure*

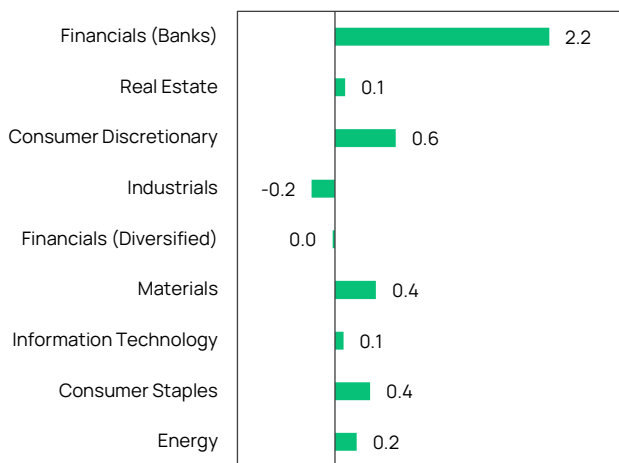
Data/Ratio	VEF ²	VNIndex
Sharpe Ratio	0.4	0.26
Treynor Ratio	8.83	8.40
Jensen's Alpha	1.09	-
Information Ratio	0.08	-
Beta	0.95	-

Fund Statistics*

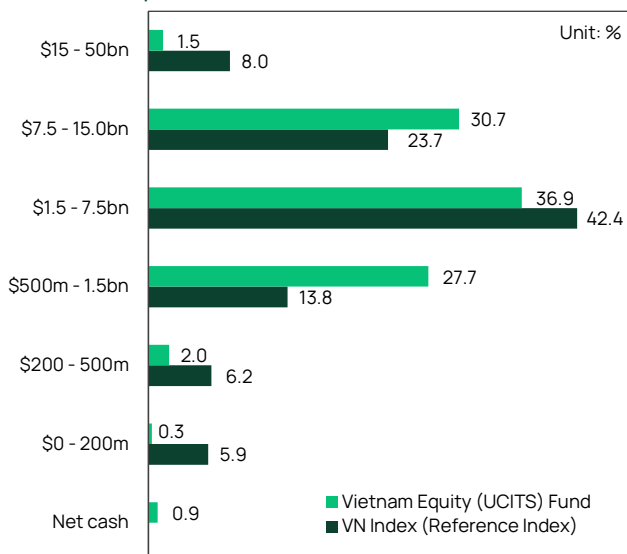
Data/Ratio	VEF ²	VNIndex
Annualised Return (%)	10.36	9.72
Minimum (%)	-29.35	-26.00
Maximum (%)	21.78	17.05
Standard Dev(%)	21.10	20.59
Tracking Error (%)	7.77	-

*All calculations based on 141 historic monthly time weighted returns of the portfolio. Data annualised. 2. All data are of A Shares.

Monthly Contribution



Market Capitalisation Distribution

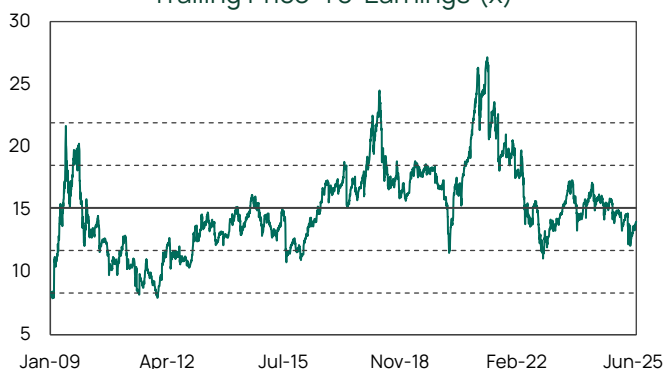


VN-Index Valuation

Trailing Price-To-Book (x)



Trailing Price-To-Earnings (x)



Vietnam Equity(UCITS)Fund

Factsheet – June 2025

Dealing

The Fund has appointed SEI Investments as its transfer agent, depository and fund administrator. A range of third party fund platforms also include VEF in their product offerings, including:

- ▶ Clearstream (www.clearstream.com)
- ▶ Fundsettle (www.euroclear.com)
- ▶ Banco Inversis (www.inversis.com)
- ▶ IFSAM (www.ifsam.lu)
- ▶ Pareto Securities (www.paretosec.com)
- ▶ Attrax (www.attrax.lu)
- ▶ MFEX (www.mfex.com)
- ▶ Allfunds (www.allfunds.com).

Fund Information

Legal Form: Irish Plc., Umbrella Fund

Type: Open-ended, UCITS V

Management Company: Waystone Management Company (IE) Limited

Investment Manager: Dragon Capital Management (HK) Limited

Registered for Distribution: Belgium, Finland, France, Germany, Greece, Italy, Luxembourg, Norway, Singapore, Spain, Sweden, Switzerland, UK

Valuation of the Fund: Daily

Depository/ Administrator: SEI Investments

Auditor: KPMG Ireland

Use of Profits: Dividend reinvested

Subscription Deadline:
2.00 p.m. (Dublin time) on the relevant Subscription Date

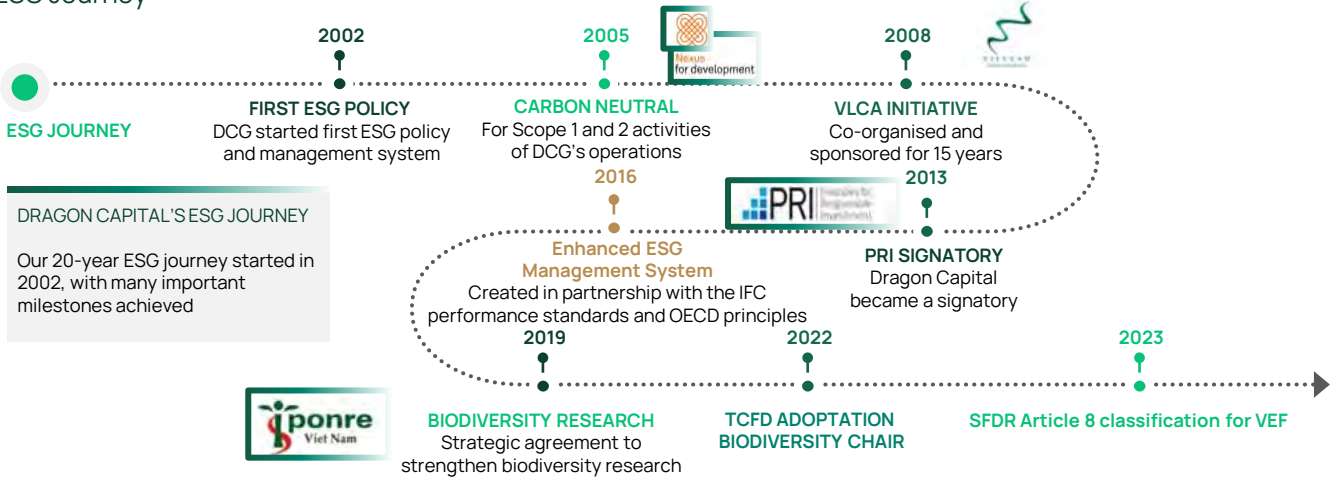
Redemption Deadline:
2.00 p.m. (Dublin time) immediately prior to the relevant Redemption Date

Legal Entity Identifier (LEI):
213800POVUDXEUZ8SC97

Historical Performance (VEF - A Shares)

	Jan	Feb	Mar	Apr	May	Jun	Jul	Aug	Sep	Oct	Nov	Dec	YTD
2013										-0.32	1.67	0.73	2.08
2014	11.68	4.52	0.54	-1.31	-5.24	1.53	5.01	8.14	-1.71	0.85	-3.99	-1.76	18.31
2015	2.52	0.65	-4.13	1.42	1.34	0.73	5.83	-4.85	3.09	7.64	-0.73	-0.32	13.25
2016	-3.86	3.21	4.66	2.28	2.33	7.44	4.86	5.31	1.52	-3.16	-3.94	-2.00	19.36
2017	4.53	-0.83	4.32	-0.59	4.40	6.18	-2.28	-0.08	4.27	1.16	11.17	3.60	41.35
2018	5.85	2.20	4.30	-8.40	-4.29	-2.26	-1.33	4.24	5.43	-9.03	0.38	0.87	-3.43
2019	-2.11	4.98	-1.51	-0.99	-1.23	1.86	2.63	-0.40	2.06	-0.49	-4.14	-0.43	-0.09
2020	-4.55	-4.85	-29.35	21.78	11.37	-3.90	-3.12	12.3	3.79	1.88	11.07	8.62	16.08
2021	-1.30	10.05	0.87	8.76	12.10	6.78	-4.75	1.64	1.98	6.99	2.28	0.00	54.08
2022	-2.95	3.11	-0.58	-6.92	-7.93	-7.76	-0.50	7.85	-14.74	-15.17	-2.74	5.31	-37.49
2023	8.48	-10.48	4.51	0.57	2.06	5.08	9.76	-0.73	-4.70	-11.94	10.27	3.03	13.83
2024	2.78	7.29	3.94	-6.67	4.88	-0.17	0.89	4.41	1.99	-4.80	-0.69	2.22	15.73
2025	1.74	-2.31	-2.68	-9.00	6.58	3.54							-2.87

ESG Journey



Vietnam Equity (UCITS) Fund

Factsheet – May 2025

Disclaimer

This is an advertising document. This document has been prepared and is distributed by Dragon Capital Management (HK) Limited for the information of existing investors, and other eligible recipients. This update has been provided to you following your express request to be included in such distributions, and your confirmation of eligibility. If you wish to unsubscribe from future updates at any time, please email unsubscribe@dragoncapital.com.

This document does not constitute or form part of, and should not be construed as, an offer to sell or issue, or the solicitation of an offer to purchase, subscribe to or acquire, securities of any entity, or any vehicle to be incorporated in connection with any possible transaction, or an inducement to enter into investment activity in any country, or in any other jurisdiction in which such offer, solicitation, inducement or sale would be unlawful prior to registration, exemption from registration or qualification under the securities laws of such jurisdiction. No part of the document, nor the fact of its distribution, should form the basis of, or be relied on in connection with, any contract or commitment or investment decision whatsoever.

No disclosure, reference or other information included in this document shall be considered as offering or solicitation of any product or service. Nothing in this document shall be construed as investment advice or a recommendation to acquire or invest in any securities or other instrument or financial product. Any investment performance and market information provided in this presentation, including information about any particular companies, are provided for illustrative purposes only and are not investment recommendations.

No person is promulgating or providing any financial or other advice to any person, and is not making and does not intend to make an offer or solicitation in relation to any product, whether referred to in this document or otherwise. Any person requiring investment advice should consult a suitably qualified professional adviser prior to taking any investment decision.

The information contained in this document is subject to updating, and the accuracy, certainty or completeness of such information is not guaranteed. No representation or warranty, express or implied, is made, and no liability whatsoever is accepted by any other person, in relation thereto.

This document must not be distributed or otherwise made available to third parties without the consent of Dragon Capital, and then only to such recipients who have confirmed that distribution of such information is in compliance with all securities laws and regulations which apply to them.

For Swiss Investors only: The representative for Vietnam Equity (UCITS) Fund ("VEF") in Switzerland is Waystone Fund Services (Switzerland) SA, Av. Villamont 17, 1005 Lausanne, Switzerland, and the paying agent is Helvetische Bank AG, Seefeldstrasse 215, CH-8008 Zurich, Switzerland. The VEF prospectus, the key information documents (PRIIP-KIDs), the articles of incorporation as well as the annual and semi-annual reports may be obtained free of charge from the representative in Switzerland.

For Belgian investors: This document is intended only for professional investors (A) that are "qualified investors" in the meaning of Article 2, (e) of the EU Regulation 2017/1129 on the prospectus to be published when securities are offered to the public or admitted to trading on a regulated market, as amended from time to time or any successive legislation that may enter into force (each, a "Qualified Investor"), and (B) any such Qualified Investor shall act in its own name and for its own account and shall not act as intermediary, or otherwise sell or transfer, to any other investor, unless any such other investor would also qualify as a Qualified Investor.

For German and Greek investors: UCITS HAVE NO GUARANTEED RETURN AND PAST PERFORMANCE DOES NOT GUARANTEE FUTURE PERFORMANCE.

Investment Manager

DRAGON CAPITAL MANAGEMENT (HK) LIMITED
c/o 1501 Me Linh Point,
2 Ngo Duc Ke
District 1, Ho Chi Minh City
Vietnam

T +84 28 3823 9355
F +84 28 3823 9366
info@dragoncapital.com
www.dragoncapital.com

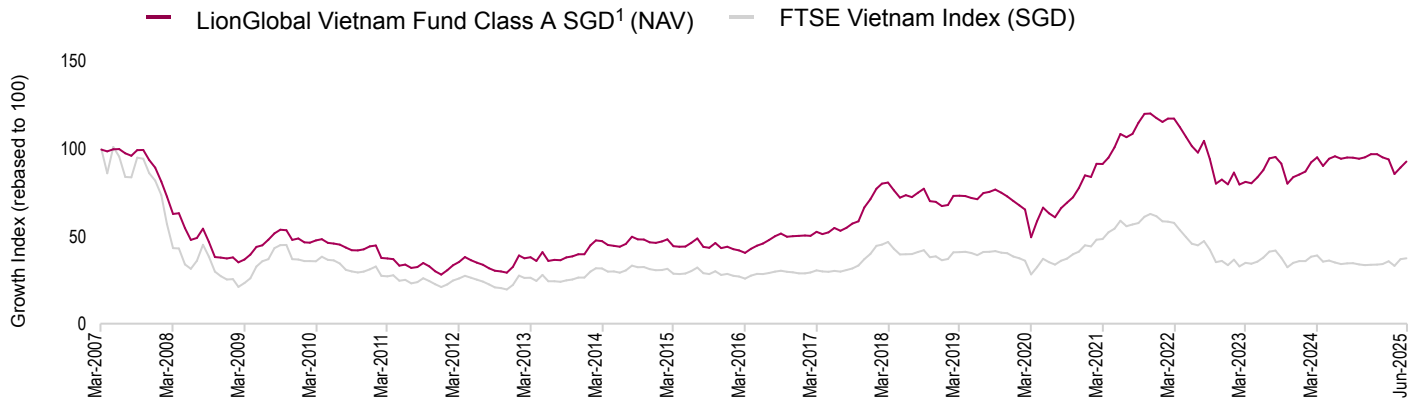
DRAGON CAPITAL 

LionGlobal Vietnam Fund

**LION
GLOBAL
INVESTORS**

The investment objective of the Fund is to provide you with medium to long-term capital appreciation.

Cumulative Performance



Performance by Share Class (%)

		1 M	3 M	6 M	1 Y	3Y	5Y	10Y	Since Incept
A SGD¹	NAV	3.79	-1.27	-4.32	-3.13	-2.97	7.93	7.18	-0.39
	NAV^	-1.40	-6.21	-9.11	-7.97	-4.61	6.83	6.63	-0.67
	Benchmark#	1.20	4.72	10.88	6.63	-6.46	1.21	2.15	-5.23
A USD¹	NAV	5.19	3.84	2.38	3.11	-0.05	9.92	7.78	0.62
	NAV^	-0.07	-1.35	-2.74	-2.05	-1.74	8.80	7.23	0.34
	Benchmark#	2.47	10.52	18.77	13.46	-3.66	3.07	2.72	-4.27
I USD¹	NAV	5.18	4.04	2.63	N/A	N/A	N/A	N/A	5.50
	NAV^	-0.07	-1.16	-2.51	N/A	N/A	N/A	N/A	0.23
	Benchmark#	2.47	10.52	18.77	N/A	N/A	N/A	N/A	19.83

Past performance is not necessarily indicative of future performance.

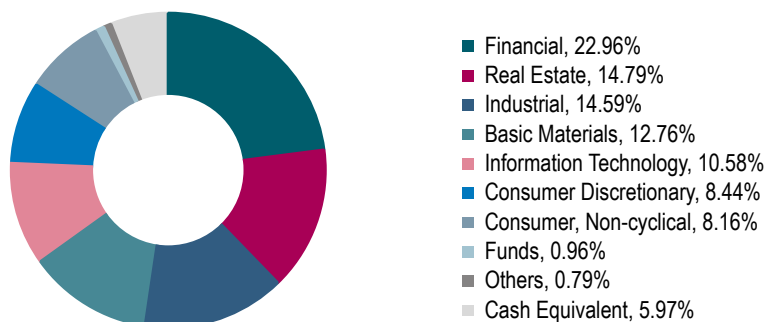
Return periods longer than 1 year are annualized.

Source: Lion Global Investors Ltd / Morningstar

Fund Facts

Fund Inception Date:	
Class A SGD	2 Feb 2007
Class A USD	2 Feb 2007
Class I USD	15 Nov 2024
Subscription Mode: Cash, SRS²	
Minimum Investment:	
Class A	SGD/USD 1,000
Class I	USD 1,000,000
Initial Charge: Currently 5% Maximum 5%	
Management Fee:	
Class A	Currently 1.5% p.a. Maximum 2.0% p.a.
Class I	Currently 1.0% p.a. Maximum 2.0% p.a.
Valuation Dealing: Every dealing day	
NAV Price:	
Class A SGD	SGD 0.930
Class A USD	USD 0.730
Class I USD	USD 1.055
Fund Size: SGD 187.34 million	

Sector Allocation (% of NAV)



#Benchmark:

Inception to 30 April 2012: VN Index.

From 1 May 2012: FTSE Vietnam Index. (in respective share class currency)

NAV: Data do not include Initial Charge

NAV[^]: Data include Initial Charge for the respective share classes (where applicable)

¹Returns are based on a single pricing basis. Dividends are reinvested net of all charges payable upon reinvestment and in respective share class currency terms.

²Supplementary Retirement Scheme ("SRS") monies may be used to purchase SGD Class A Units only.

Negative cash equivalent is contributed by various factors such as cash balances, expenses, forward/spot FX, payables and receivables. (If applicable.)

The above is based on information available as of 30 June 2025, unless otherwise stated. Securities referenced are not intended as recommendations to buy or sell securities. For explanation of additional technical terms, please visit www.lionglobalinvestors.com

Top Holdings (% of NAV)

HOA PHAT GROUP JSC	12.76
VINHOMES JSC	10.70
FPT CORP	6.72
MOBILE WORLD INVESTMENT CORP	6.36
SACOMBANK	5.19
SSI SECURITIES CORPORATION	5.03
MASAN GROUP CORP	4.84
JSC BANK FOR FOREIGN TRADE OF VIETNAM	4.66
REFRIGERATION ELECTRICAL ENGINEERING CORP	4.63
DIGIWORLD CORP	3.86

Codes

Class A SGD	SG9999003495 LCVIETS SP
Class A USD	SG9999003503 LCVIETU SP
Class I USD	SGXZ63080741 LCVIEUI SP

For further information or to obtain a copy of the prospectus:

Funds Hotline | +65 6417 6900
Facsimile | +65 6417 6806
www.lionglobalinvestors.com

Lion Global Investors Limited
65 Chulia Street #18-01
OCBC Centre
Singapore 049513

This advertisement or publication has not been reviewed by the Monetary Authority of Singapore. It is for information only, and is not a recommendation, offer or solicitation for the purchase or sale of any capital markets products or investments and does not have regard to your specific investment objectives, financial situation, tax position or needs.

You should read the prospectus and Product Highlights Sheet of the relevant fund which are available and may be obtained from Lion Global Investors Limited ("LGI") or any of its distributors, for further details including the risk factors and consider if a fund is suitable for you and seek such advice from a financial adviser if necessary, before deciding whether to invest in the fund. Applications for units in our funds must be made on forms accompanying the prospectus.

Investments in our funds are not obligations of, deposits in, guaranteed or insured by LGI or any of its affiliates and are subject to investment risks including the possible loss of the principal amount invested. The performance of a fund is not guaranteed and the value of units in a fund and the income accruing to the units, if any, may rise or fall. Past performance, payout yields and payments as well as any predictions, projections, or forecasts are not necessarily indicative of the future or likely performance, payout yields and payments of a fund. Any extraordinary performance may be due to exceptional circumstances which may not be sustainable. Dividend distributions, which may be either out of income and/or capital, are not guaranteed and subject to LGI's discretion. Any such dividend distributions will reduce the available capital for reinvestment and may result in an immediate decrease in the net asset value of the fund. Any references to specific securities are for illustration purposes and are not to be considered as recommendations to buy or sell the securities. It should not be assumed that investment in such specific securities will be profitable. There can be no assurance that any of the allocations or holdings presented will remain in the fund at the time this information is presented. Any information (which includes opinions, estimates, graphs, charts, formulae or devices) is subject to change or correction at any time without notice and is not to be relied on as advice. You are advised to conduct your own independent assessment and investigation of the relevance, accuracy, adequacy and reliability of any information or contained herein and seek professional advice on them. No warranty is given and no liability is accepted for any loss arising directly or indirectly as a result of you acting on such information. The fund may, where permitted by the prospectus, invest in financial derivative instruments for hedging purposes or for the purpose of efficient portfolio management. **The Fund's net asset value may have higher volatility as a result of its narrower investment focus on a limited geographical market, when compared to funds investing in global or wider regional markets.** LGI, its related companies, their directors and/or employees may hold units of a fund and be engaged in purchasing or selling units of a fund for themselves or their clients.

This publication is issued in Singapore ©Lion Global Investors® Limited (UEN/ Registration No. 198601745D). All rights reserved. LGI is a Singapore incorporated company, and is not related to any corporation or trading entity that is domiciled in Europe or the United States (other than entities owned by its holding companies).

Lumen Vietnam Fund -USD-I-

ISIN LI0408681091

Current data (at 30.06.2025)

Current NAV	USD 157.09
Fund volume	USD 348'777'324.85
Fund volume of unit class	USD 113'052'852.20

Category

Investment category	Shares
Investment universe	Vietnam
Focus	ESG
SFDR Classification	Article 8
UCITS target fund	yes

Asset manager

AQUIS Capital AG
CH-8002 Zürich
ir@aqis-capital.com
www.aquis-capital.com

+41 44 521 69 02
ir@aqis-capital.com

Management company

IFM Independent Fund Management AG
FL-9494 Schaan
www.ifm.li

Depository

Neue Bank AG
FL-9490 Vaduz
www.neuebank.li

Auditors

Ernst & Young AG
CH-3008 Bern
www.ey.com

Supervisory authority

FMA Finanzmarktaufsicht Liechtenstein
FL-9490 Vaduz
www.fma-li.li

see webpage (<https://www.ifm.li/Glossary>)

see legal advisory page 3

Performance in % (at 30.06.2025 in USD)



Historic performance in % (at 30.06.2025)

By the end of		Fund
2025	MTD	4.25%
	YTD	2.08%
2024		10.65%
2023		20.38%
2022		-28.68%
2021		50.33%
2020		26.53%
2019		5.95%
2018		-19.62%
Since inception		57.09%
Since inception (annualized)		6.47%
Inception: 20.04.2018		

Historic performance, rolling in % (at 30.06.2025)

	YTD	1 Year cumulative	3 years p.a.	5 years p.a.	Since inception p.a.
Fund	2.08%	4.25%	5.26%	15.94%	6.47%

Statistical key figures

	5 Years	Inc.		5 Years	Inc.
Annualised Volatility	21.65%	21.36%	% Positive	58.72%	56.54%
NAV	74.94	100.00	Worst Period	-7.30%	-7.93%
Highest NAV	172.27	172.27	Best Period	8.09%	8.09%
Lowest NAV	70.86	54.63	Maximum Drawdown	-47.86%	-47.86%
Median	140.55	125.64	Number of observations	1'187	1'705
Mean	135.56	119.77	Sharpe Ratio	0.61	0.19

Fundportrait

Fund name	Lumen Vietnam Fund - USD-I-
Unit class	-USD-I-
Accounting currency of the (sub-) fund	USD
Reference currency of the unit class	USD
Legal form	unit trust
Fund type	UCITS
Close of accounting year	31.12
Launch date	20.04.2018
Initial issue price	USD 100.00
Use of proceeds	reinvested

Fund charges

Issue premium	0%
Redemption charge	0%
Redemption charge credited to the fund's assets	0%
Management fee	max. 1.5%
Performance fee	none
OGC/ TER 1	1.95%
OGC/TER at	31.12.2024
SRI according to KID	<div><div>1</div><div>2</div><div>3</div><div>4</div><div>5</div><div>6</div><div>7</div></div> 06.05.2025

Key figures

ISIN	LI0408681091
Security number	40868109
Bloomberg	LUMENUS LE
WKN	A2JH90

Publication / Internet

www.ifm.li
www.lafv.li
www.fundinfo.com

Investment policy

The investment objective of Lumen Vietnam Fund is primarily to achieve long-term above-average capital gains by promoting certain ESG (i.e. environmental, social and corporate governance) characteristics and integrating sustainability risks into the investment process. This UCITS is a product pursuant to Art. 8 SFDR. The Lumen Vietnam Fund permanently invests at least 51% of its assets directly in equities and securities (stocks, etc.) issued by companies that are domiciled or carry out the major part of business activities in Vietnam, or holding companies that predominantly own participating interests in companies domiciled in Vietnam, which are each classified as sustainable on the basis of ecological, social and ethical criteria and thus take account of the principle of "sustainability and that are traded on a stock exchange. Companies that contribute to sustainable economic growth are characterized by good corporate governance, a sustainable product portfolio, and efficient handling of resources.

Top-10 positions (at 30.06.2025)

Company	Sector	Weightings
Masan Group	Consumer (non-cyclical)	6.10 %
Hoa Phat Group Joint Stock Co.	Commodities / Semi-fin. goods	5.72 %
FPT Corp	Communications	5.13 %
Baoviet Holdings	Financial services	5.02 %
Vietnam Dairy Product Corp.	Consumer (non-cyclical)	4.59 %
Vietnam Prosperity Joint Stock Commercial Bank	Financial services	4.51 %
VietNam JSC Bank for Ind & Trd	Financial services	4.39 %
Saigon Thuong Tin CJSBank	Financial services	4.11 %
Mobile World	Consumer (cyclical)	3.88 %
KinhBac City	Real Estate	3.83 %
Total		47.28 %

Sectors (at 30.06.2025)

1. Financial services	28.22 %
2. Consumer (non-cyclical)	13.15 %
3. Liquidity	10.96 %
4. Real Estate	10.63 %
5. Industrial	9.94 %
6. Commodities / Semi-fin. goods	6.54 %
7. Consumer (cyclical)	6.47 %
8. Communications	5.13 %
9. Energy	4.96 %
10. other	3.99 %

Investment categories (at 30.06.2025)

Investment category	Weightings
Equity	89.04 %
Cash balances	10.96 %
Total	100.00 %

Procedural information

Valuation interval	daily
Valuation day	Daily, Monday to Friday
Acceptance deadline for subscriptions	Day prior to valuation day by no later than 4.00pm (CET)
Acceptance deadline for redemptions	Day prior to valuation day by no later than 4.00pm (CET)
Minimum investment	USD 1 Mio.
Value date	T + 3

Switzerland representative

LLB Swiss Investment AG
Bahnhofstrasse 74
CH-8001 Zürich (ab 01.10.2025)
T +41 58 523 96 70
www.llbsswiss.ch

Switzerland paying agent

Helvetische Bank AG
Seefeldstrasse 215
CH-8008 Zürich
T +41 44 204 56 00
info@nhb.ch
www.helvetischebank.ch

Facility agent Germany

IFM Independent Fund Management AG
Landstrasse 30
FL-9494 Schaan
T +423 235 04 50
info@ifm.li
www.ifm.li

Contact and information agent
Austria

Erste Bank der österreichischen
Sparkassen AG
Am Belvedere 1
AT-1100 Wien
T +43 5 01 00 20 11 1
foreignfunds0540@erstebank.at
www.sparkasse.at

Distribution

Distribution to private investors	LI, DE, AT, CH, BE, NL
Distribution to professional investors	LI, DE, AT, CH, SG, BE, NL
Sales restrictions	USA

Historic performance, per calendar year in % (at 30.06.2025)

Year	Jan	Feb	Mar	Apr	May	Jun	Jul	Aug	Sep	Oct	Nov	Dec	YTD
2025	1.18	0.69	-1.82	-7.89	6.28	4.25							2.08
2024	1.88	4.98	2.33	-6.54	5.33	-0.45	1.60	4.07	1.63	-3.94	-0.79	0.73	10.65
2023	11.46	-8.39	5.70	-0.03	2.39	3.88	7.71	0.64	-4.06	-11.05	9.16	3.90	20.38
2022	-0.21	1.74	2.95	-9.96	-4.18	-7.82	2.69	4.97	-14.16	-15.22	5.75	3.42	-28.68
2021	2.86	9.57	0.46	2.07	7.49	6.90	-0.96	4.75	2.30	8.13	-0.50	-0.86	50.33
2020	-5.46	-2.35	-30.51	24.73	10.74	-0.69	-4.46	16.01	5.35	1.68	10.58	9.52	26.53
2019	0.25	3.10	0.76	0.92	-1.69	1.38	2.14	3.16	2.21	-0.81	-4.46	-0.91	5.95
2018				-5.31	-8.02	-1.00	-1.10	3.48	4.93	-10.11	-2.22	-1.24	-19.62

Inception: 20.04.2018

Other share classes

Lumen Vietnam Fund -CHF-R-	reinvested	LUMENCH	LI0334507477
Lumen Vietnam Fund -CHF-I-	reinvested	LUMCHFI	LI0408681117
Lumen Vietnam Fund -CHF-I2-	reinvested	LUMENCI	LI0408681125
Lumen Vietnam Fund -EUR-R-	reinvested	LUMENEU	LI0334507485
Lumen Vietnam Fund -EUR-I-	reinvested	LUMEURI	LI0500707893
Lumen Vietnam Fund -EUR-I2-	reinvested	LUMENEI	LI0500707901
Lumen Vietnam Fund -USD-R-	reinvested	LUMENVN	LI0148578169
Lumen Vietnam Fund -USD-I2-	reinvested	LUMENUI	LI0408681109

Legal disclaimer:

This marketing material was compiled by IFM Independent Fund Management AG with utmost care, to the best of its ability, and according to the principles of good faith. The product mentioned in this marketing material is domiciled in Liechtenstein and this marketing material is issued by IFM Independent Fund Management AG, Landstrasse 30, 9494 Schaan, Liechtenstein.

None of the published data constitutes investment counsel or a recommendation of any kind. It is merely a summary of key characteristics of the fund and therefore should not be construed as being an invitation or an offer to purchase units.

This marketing material should be read in conjunction with the constitutive documents, and the basic customer information document (PRIIP-KID). The purchase of units of the fund is governed by the constitutive documents, and the KID as well as the latest annual report and, if already published, the subsequent semi-annual report.

Only the information contained in the above-mentioned documents is valid. The above-mentioned documents are available free of charge on a durable data medium from the management company, the depositary, the paying agents and at all representatives and distributors at home and abroad as well as on the website of the LAFV Liechtenstein Investment Fund Association at www.lafv.li. If so requested by the investor, the above documents can also be provided on paper free of charge. Further information about the fund is available online at www.ifm.li and from IFM Independent Fund Management AG, Landstrasse 30, FL-9494 Schaan, during business hours.

The historic performance of a unit is no guarantee of similar current and future performance. The value of a unit may rise or fall at any time. No guarantee can be given that the envisaged investment objective of the fund can be attained.

The value trend shown in this marketing material does not take into account the commissions and fees that are payable at issue and redemption. Individual costs such as charges, commissions, and other remuneration are not taken into consideration and would have a negative effect on the value trend if considered. No liability can be assumed for errors and omissions contained in this fact sheet.

Potential investors should inform themselves about possible fiscal consequences, legal prerequisites and possible foreign exchange restrictions or control mechanisms that apply in their country of citizenship, residence, or current domicile and that might be relevant as regards buying, holding, exchanging, redeeming, or selling units. Further fiscal implications are described in the constitutive documents.

The fund units may be offered for sale or sold only in jurisdictions where such offers or sales are permissible. In particular, in the United States of America (USA), the units were not registered pursuant to the United States Securities Act of 1933 and can therefore be neither offered nor sold in the USA and neither offered nor sold to US citizens.

This document and the information it contains may not be distributed in the USA. The distribution and publication of this document as well as the offer or a sale of units may be subject to restrictions in other jurisdictions as well.

This marketing material is provided only for information purposes and for the exclusive use of the recipient. Without the written consent of IFM Independent Fund Management AG, this marketing material may not be fully or partially copied, nor duplicated, nor distributed. The published information constitutes neither an invitation nor an offer nor a recommendation to purchase units of the fund.