

UBS Infrastructure Equity Fund USD I-A1-acc

Fund Fact Sheet

UBS Sector Funds

Fund description

- This sector-based equity fund invests along the value chain of the global infrastructure opportunity set.
- The investment universe encompasses companies that provide the facilities and services necessary to maintain and develop modern infrastructure, and also includes companies supplying infrastructure-related products and services.

| | |
|---------------------------------|--|
| Name of fund | UBS (Lux) Infrastructure Equity Fund |
| Share class | UBS (Lux) Infrastructure Equity Fund I-A1-acc |
| ISIN | LU1692112649 |
| Bloomberg ticker | CIFEEBU LX |
| Currency of fund / share class | USD/USD |
| Launch date | 14.12.2017 |
| Issue/redemption | daily |
| Swing pricing | yes |
| Accounting year end | 31 May |
| Benchmark | MSCI World Core Infrastructure (NR) in USD |
| Distribution | Reinvestment |
| Management fee p.a. | 0.730% |
| Ongoing costs p.a. ¹ | 0.98% |
| Name of the Management Company | UBS Asset Management (Europe) S.A., Luxembourg |
| Fund domicile | Luxembourg |
| SFDR Alignment | Art.8 |

¹ As at 13.03.2026, without transaction costs

Fund Statistics

| | |
|-----------------------------------|----------|
| Net asset value (USD, 31.03.2026) | 2 268.52 |
| Last 12 months (USD) – high | 2 353.20 |
| – low | 1 786.16 |
| Total fund assets (USD m) | 316.99 |
| Share class assets (USD m) | 35.86 |

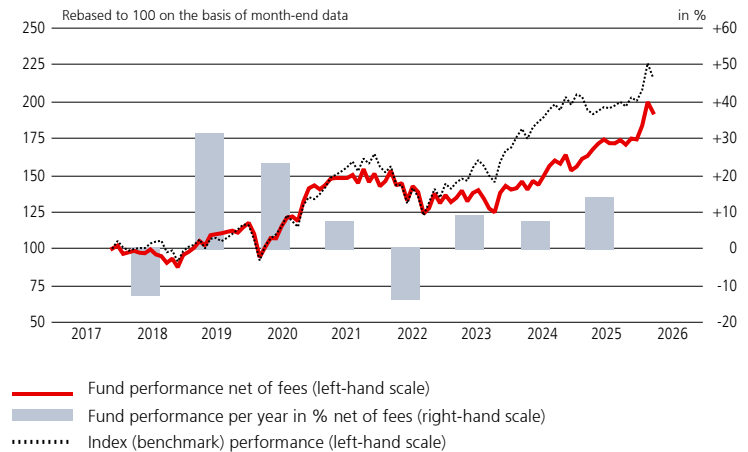
For more information

Phone: +352-45-12 11
Internet: www.ubs.com/luxembourgfunds
Contact your client advisor

Portfolio management representatives

Angus Muirhead
Audrey Forsell
Andrea Mancosu

Performance (basis USD, net of fees)¹



Past performance is not a reliable indicator of future results. If the currency of a financial product, financial service or its costs is different from your reference currency, the return and/or costs can increase or decrease as a result of currency fluctuations.

| in % | 1 year | 3 years | 5 years | Ø p.a. 3 years | Ø p.a. 5 years |
|------------------------|--------|---------|---------|----------------|----------------|
| Fund (USD) | 18.08 | 43.02 | 34.37 | 12.67 | 6.09 |
| Benchmark ² | 11.25 | 48.98 | 52.54 | 14.21 | 8.81 |

The performance shown does not take account of any commissions, entry or exit charges.

¹ These figures refer to the past. Source for all data and chart (if not indicated otherwise): UBS Asset Management.

² Index (benchmark) in currency of share class (without costs)

Originally the fund was launched on 31 March 2006 as a CSIF 5. The fund was subsequently repositioned and underwent a management change on 2 May 2013. On 14 December 2017 the fund has been restructured. All assets and liabilities of the former CSIF 5 - CS (Lux) Infrastructure Equity Fund have been transferred to CS (Lux) Infrastructure Equity Fund. Fund management and investment policy remained unchanged.

| in % | 10.2025 | 11.2025 | 12.2025 | 01.2026 | 02.2026 | 03.2026 |
|------------|---------|---------|---------|---------|---------|---------|
| Fund (USD) | -1.82 | 2.43 | -0.33 | 5.38 | 8.75 | -3.60 |
| Benchmark | -1.57 | 3.14 | -1.18 | 3.75 | 8.71 | -4.40 |

| | 2 years | 3 years | 5 years |
|---------------------------------------|---------|---------|---------|
| Beta | 0.82 | 0.88 | 0.90 |
| Correlation | 0.76 | 0.81 | 0.88 |
| Volatility ¹ | | | |
| – Fund | 11.67% | 13.01% | 15.08% |
| – Benchmark | 10.89% | 11.87% | 14.80% |
| Tracking error (ex post) ² | 7.77% | 7.79% | 7.33% |
| Information ratio | 0.75% | -0.20% | -0.37% |
| Sharpe ratio | 0.89 | 0.60 | 0.17 |
| Risk free rate | 4.55% | 4.82% | 3.51% |
| R2 | 0.58 | 0.65 | 0.77 |

¹ Annualised standard deviation

² The tracking error (TE) is calculated using the annualized standard deviation of a portfolio's excess return over the corresponding index return. The tracking error for a defined period expressed in months is calculated as follows: = STANDARD DEVIATION (monthly excess calculated each month over period expressed in months) * SQUARE ROOT(12 DIVIDED BY period expressed in months).

UBS Infrastructure Equity Fund USD I-A1-acc

10 largest equity positions (%)¹

| | Fund |
|----------------------------------|------|
| Iberdrola SA | 4.6 |
| Cheniere Energy Inc | 4.4 |
| Williams Cos Inc/The | 3.9 |
| Engie SA | 3.9 |
| E.ON SE | 3.8 |
| Equinix Inc | 3.8 |
| Aena SME SA | 3.7 |
| Ferrovial SE | 3.7 |
| Enbridge Inc | 3.6 |
| Canadian Pacific Kansas City Ltd | 3.6 |

¹ This is not a recommendation to buy or sell any security

Market exposure (%)

| | Fund |
|----------------|------|
| United States | 49.9 |
| Canada | 14.6 |
| Spain | 8.3 |
| France | 6.0 |
| United Kingdom | 5.9 |
| Germany | 3.9 |

Benefits

Easy access to the global infrastructure sector. The fund taps into the knowledge of proven sector specialists. UBS's proprietary fundamental valuation approach enables the most attractive infrastructure companies to be consistently identified. Investors benefit from a global investment platform of UBS Asset Management.

Sub Industries – GICS

| | Fund |
|-------------------------------------|------|
| Electric Utilities | 20.1 |
| Multi-Utilities | 17.8 |
| Oil & Gas Storage & Transportation | 15.1 |
| Environmental & Facilities Services | 9.6 |
| Construction & Engineering | 9.1 |
| Airport Services | 8.7 |
| Data Center REITs | 6.4 |
| Rail Transportation | 3.6 |
| Water Utilities | 2.9 |
| Telecom Tower REITs | 2.9 |
| Renewable Electricity | 2.6 |
| Others | 1.2 |

| | Fund |
|-------------|------|
| Brazil | 2.8 |
| Mexico | 2.7 |
| Switzerland | 2.3 |
| Italy | 1.5 |
| Others | 2.2 |

Risks

UBS Thematic Funds invest in equities and may therefore be subject to high fluctuations in value. As these UBS Funds pursue an active to very active management style, each Fund's performance can deviate substantially from that of its reference index. Focusing intentionally on specific themes and trends may entail additional risks. All investments are subject to market fluctuations. Every Fund has specific risks, which can significantly increase under unusual market conditions. The fund can use derivatives, which may result in additional risks (particularly counterparty risk). This Fund may not be appropriate for investors who plan to withdraw their money before the recommended holding period disclosed in the PRIIPs KID, if available for this share class. Sustainability risks are environmental, social or governance events or conditions that can have a material negative effect on the return, depending on the relevant sector, industry and company exposure. Sustainability risk: the risk arising from any environmental, social or governance events or conditions that, were they to occur, could cause a material negative impact on the value of the investment.

UBS Infrastructure Equity Fund USD I-A1-acc

Your capital is at risk. The value of an investment may fall as well as rise and you may not get back the original amount. Please note that additional fees (e.g. entry or exit fees) may be charged. Please refer to your financial adviser for more details. Investors should read the Key Information Document, Prospectus and any applicable local offering document prior to investing and to get complete information of the risks. Investors are acquiring units or shares in a fund, and not in a given underlying asset such as building or shares of a company. For a definition of financial terms refer to the glossary available at www.ubs.com/am-glossary.

For marketing and information purposes by UBS. For professional clients / qualified investors only. UBS funds under Luxembourg law. Arrangements for marketing fund units mentioned in this document may be terminated at the initiative of the management company of the fund(s). Before investing in a product please read the latest prospectus and key information document or similar legal documentation carefully and thoroughly. Any decision to invest should take into account all the characteristics or objectives of the product as described in its prospectus, or similar legal documentation. Investors are acquiring units or shares in a fund, and not in a given underlying asset such as building or shares of a company. The information and opinions contained in this document have been compiled or arrived at based upon information obtained from sources believed to be reliable and in good faith, but is not guaranteed as being accurate, nor is it a complete statement or summary of the securities, markets or developments referred to in the document. Any Index referenced in this document is not administered by UBS. Members of the UBS Group may have a position in and may make a purchase and / or sale of any of the securities or other financial instruments mentioned in this document. Units of UBS funds mentioned herein may not be eligible for sale in all jurisdictions or to certain categories of investors and may not be offered, sold or delivered in the United States. The information mentioned herein is not intended to be construed as a solicitation or an offer to buy or sell any securities or related financial instruments. Past performance is not a reliable indicator of future results. The calculated performance takes all costs on the product level into consideration (ongoing costs). The entry and exit costs, which would have a negative impact on the performance, are not taken into consideration. If whole or part of the total costs to be paid is different from your reference currency, the costs may increase or decrease as a result of currency and exchange rate fluctuations. Commissions and costs have a negative impact on the investment and on the expected returns. If the currency of a financial product or financial service is different from your reference currency, the return can increase or decrease as a result of currency and exchange rate fluctuations. This information pays no regard to the specific or future investment objectives, financial or tax situation or particular needs of any specific recipient. Future performance is subject to taxation which depends on the personal situation of each investor and which may change in the future. The details and opinions contained in this document are provided by UBS without any guarantee or warranty and are for the recipient's personal use and information purposes only. This document may not be reproduced, redistributed or republished for any purpose without the written permission of UBS Asset Management Switzerland AG or a local affiliated company. Source for all data and charts (if not indicated otherwise): UBS Asset Management. A summary of investor rights in English can be found online at www.ubs.com/funds-regulatoryinformation. More explanations of financial terms can be found at www.ubs.com/am-glossary. The product described herein aligns to Article 8 Regulation (EU) 2019/2088 on sustainability-related disclosures in the financial services sector. Information on sustainability-related aspects pursuant to that regulation can be found on www.ubs.com/funds. This document contains statements that constitute "forward-looking statements", including, but not limited to, statements relating to our future business development. While these forward-looking statements represent our judgments and future expectations concerning the development of our business, a number of risks, uncertainties and other important factors could cause actual developments and results to differ materially from our expectations. **Luxembourg:** Prospectuses, key information document (KID) where applicable, the articles of association or the management regulations as well as annual and semi-annual reports are available for the purpose of inspection and obtaining copies thereof in a language required by the local applicable law free of charge at UBS Asset Management (Europe) S.A., 33A avenue J.F. Kennedy, 1855 Luxembourg and online at www.fundinfo.com.

© UBS 2026. The key symbol and UBS are among the registered and unregistered trademarks of UBS. All rights reserved.

2 65968512659679

UBS Infrastructure Equity Fund USD

ESG Report

Terms used within this document do not refer to or relate to any regulatory definitions or provisions. Where applicable, a country-specific notice is provided in this document and must be read in conjunction with the factsheet.

ESG is an abbreviation for Environmental, Social and Governance (factors). These factors are used to evaluate companies and countries on how advanced they are with respect to sustainability. Once sufficient data on these factors are available, they can be used to assess and compare assets and also to inform the investment process when deciding what assets to buy, hold or sell.

ESG Criteria & Performance


The following illustrations show the fund's performance against ESG criteria that are either explicitly part of the fund's ESG characteristics and/or objectives or are included in the investment process. In addition to the specific ESG characteristics and/or objectives, the details of which can be viewed in the fund's legal documents, the following approaches are applied:

- Exclusion
- ESG Integration
- Voting
- Engagement program

For more information refer to the glossary. For details on specific ESG characteristics and/or objectives including exclusion thresholds or any other binding criteria, refer to fund's legal documents. Source: UBS Asset Management

Business activities and norms check

(in % of fund AuM)^{1,2}

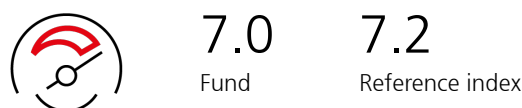


1 The fund excludes issuers identified as violating the UN Global Compact principles without credible corrective action.
2 AuM = Assets under Management

Source: MSCI ESG Research, UBS-AM exclusion policy (ISS Ethic and UNGC w/o credible corrective actions)
Reference Index: MSCI World Core Infrastructure (NR)

UBS Blended ESG Score, scaled

(holding-weighted average 0-10)¹



Fund actual data coverage: 99.5%
Reference index actual data coverage: 100.0%

1 The fund will maintain a sustainability profile that is higher than the benchmark or has a minimum of 51% of the assets invested in companies with a sustainability profile in the top half of the benchmark.

Source: UBS AG
Reference Index: MSCI World Core Infrastructure (NR)

ESG details of the top 10 equity positions

(in % of fund AuM)^{1,2}

| Holding (equities) | Weight | ESG Score |
|----------------------------------|--------|-----------|
| Iberdrola SA | 4.6 | 8.1 |
| Cheniere Energy Inc | 4.4 | 8.5 |
| Williams Cos Inc/The | 3.9 | 8.1 |
| Engie SA | 3.9 | 7.2 |
| E.ON SE | 3.8 | 7.3 |
| Equinix Inc | 3.8 | 8.2 |
| Aena SME SA | 3.7 | 7.5 |
| Ferrovial SE | 3.7 | 6.9 |
| Enbridge Inc | 3.6 | 8.2 |
| Canadian Pacific Kansas City Ltd | 3.6 | 6.3 |

1 This is not a recommendation to buy or sell any security
2 AuM = Assets under Management
Source: UBS AG

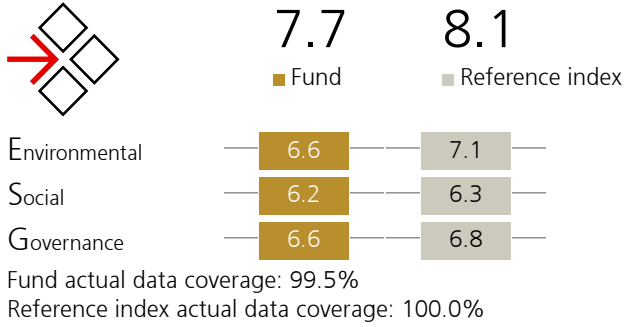
UBS Infrastructure Equity Fund USD

ESG Report

ESG Transparency

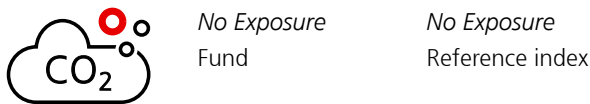
This page provides transparency on key sustainability metrics that may be of interest to investors but are not part of the fund's investment process. The following metrics inform investors more broadly on their exposure to selected ESG topics.

MSCI ESG scores, scaled (holding-weighted average 0-10)



Source: MSCI ESG Research
Reference Index: MSCI World Core Infrastructure (NR)

Carbon intensity, scaled - Sovereign issuers (tCO₂ equivalent per USD million in GDP)¹



Fund actual data coverage: No Exposure
Reference index actual data coverage: No Exposure

¹ The fund maintains a lower carbon intensity than the reference index and/or a low absolute profile.
Source: MSCI ESG Research
Reference Index: MSCI World Core Infrastructure (NR)

External fund ratings ¹



¹ As of 31.03.2026
Source: MSCI ESG Research

Morningstar ESG Risk Rating™



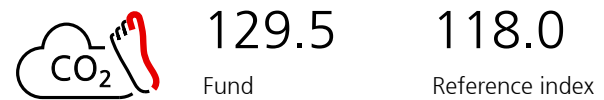
As of 31.12.2025

Weighted average carbon intensity, scaled - Corporate issuers (tCO₂ equivalent per USD million sales)¹



¹ The fund maintains a lower weighted average carbon intensity (WACI) profile than the reference index and/or a low absolute profile.
Source: MSCI ESG Research
Reference Index: MSCI World Core Infrastructure (NR)

Carbon footprint, scaled - Corporate issuers (tCO₂ equivalent per USD million invested)



Fund actual data coverage: 100.0%
Reference index actual data coverage: 99.9%

Source: MSCI ESG Research
Reference Index: MSCI World Core Infrastructure (NR)

UBS Infrastructure Equity Fund USD

ESG Report

Country-specific notice:

UK: If this product is distributed in the UK, please note: This product is based overseas and is not subject to the UK sustainable investment labelling and disclosure requirements (SDR). This product does not make any claims under the UK SDR.

Glossary

UBS AM sustainability approaches applied:

Exclusion: Strategies that exclude securities from funds where they are not aligned to an investor's values. Includes customized screening criteria. Subject to certain activities and threshold limitations. For details please refer to fund's legal documents.

ESG Integration: Strategies that integrate environmental, social and governance (ESG) factors into fundamental financial analysis to improve the risk/return profile.

Voting: Voting refers to how UBS Asset Management exercises proxy voting rights to act in the best financial interests of clients and support long term value creation. We promote strong corporate governance and responsible business practices in the companies in which we invest on behalf of our clients. Our approach is guided by our internal standards as outlined in the latest UBS Asset Management Corporate Governance & Proxy Voting Policy. This is not an indication that voting on sustainability-related topics has taken place with respect to companies in this portfolio during any given time period.

Engagement program: We regard engagement to be a two-way mutually beneficial dialogue with an issuer / company, with the objective to share information, enhance understanding and help to improve business practices and performance. The issuers / companies we engage with are selected from across the universe in which UBS Asset Management invests using a top-down approach in accordance with our principles, as outlined in our stewardship approach. This is not an indication that sustainability-related engagement has taken place with respect to issuers / companies in this portfolio during any given time period or that issuers / companies in this portfolio were chosen with the goal to actively engage. Information on UBS Asset Management's selection of issuers / companies, engagement activities, prioritization process and understanding of concerns can be found in the UBS Asset Management Stewardship Annual Report and in our stewardship approach.

ESG score (UBS Blended ESG Score*): The UBS Blended ESG Score is based on UBS-internal and independent external ESG data sources. The UBS Blended ESG Score is industry-adjusted and measured on a scale from 0 (lowest/worst score) to 10 (highest/best score). The metric is scaled up to 100% if actual data coverage is above the defined thresholds – fixed income: 50%, equities: 67%, multi-asset: 50%. Otherwise, the metric is reported as "-". Classification system to separate corporate and sovereign issuers: Bloomberg Barclays Methodology. Securitized bonds are excluded from the calculation. "No exposure" if the fund is not invested in the respective issuers for the month.

* more details available at this [link](#)

Business activities and norms check: Controversial Business Involvement exposure is the exposure to companies with a revenue share exceeding a certain threshold of the respective field (production). Link to our Approach to Exclusion for more details: -> [link](#)

MSCI ESG scores are provided by MSCI ESG Research and are measured on a scale from 0 (lowest/worst score) to 10 (highest/best score). The individual MSCI E-, S-, and G-score indicates the resilience of issuers to environmental, social or governance related risks that are most material to an industry. The aggregated MSCI ESG score is based on these MSCI E-, S-, and G-scores but normalizes them relative to industry peers. This leads to a weighted average industry-adjusted MSCI ESG score which is comparable across industries. The metric is scaled up to 100% if actual data coverage is above the defined thresholds – fixed income: 50%, equities: 67%, multi-asset: 50%. Otherwise, the metric is reported as "-". More details available at this [link](#).

Weighted average carbon intensity – corporate issuers/ carbon-intensive sovereign issuers: These metrics measure a fund's exposure to carbon-intensive companies and governments. These metrics provide an insight into potential risks related to the transition to a lower-carbon economy, because companies with higher carbon intensity are likely to face more exposure to carbon related market and regulatory risks. These metrics are applicable across asset classes. It is the sumproduct of the fund weights and individual carbon intensities (carbon emissions scope 1+2 / USDm sales or GDP). The metric is scaled up to 100% if actual data coverage is above the defined thresholds – fixed income, 50%; equities: 67%, multi-asset: 50%. Otherwise, the metric is reported as "-". Classification system to separate corporate and sovereign issuers: Bloomberg Barclays Methodology. Securitized bonds are excluded from the calculation. "No exposure" if the fund is not invested in the respective issuers for the month. More details available at this [link](#).

MSCI ESG Fund Ratings are designed to measure the environmental, social and governance (ESG) characteristics of a fund's underlying holdings, making it possible to rank or screen mutual funds and ETFs on a AAA to CCC ratings scale. More details available at this [link](#).

Carbon footprint: Expresses the greenhouse gas footprint of an investment sum. The carbon emissions scope 1 and 2 are allocated to investors based on an enterprise value (including cash) ownership approach and are normalized by the current fund value. The carbon footprint is a normalized measure of a fund's contribution to climate change that enables comparison with a benchmark, between funds and between individual investments. The metric is total carbon emissions expressed as per currency invested. The metric is scaled up to 100%, if actual data coverage is above the defined thresholds – fixed income: 50%, equities: 67%, multi-asset: 50%. Otherwise, the metric is reported as "-".

Classification system to separate corporate and sovereign issuers: Bloomberg Barclays Methodology. Securitized bonds are excluded from the calculation. "No exposure" if the fund is not invested in the respective issuers for the month.

UBS Infrastructure Equity Fund USD

ESG Report

Aggregation of ESG/carbon data: ESG scores of holdings in the portfolio and the reference index are aggregated based on their respective individual weights and ESG scores (sumproduct).

Fund of funds investments, derivatives and cash:

Derivatives and fund of funds investments used in the portfolio are treated on a lookthrough basis, whereby the economic exposures to the underlying basket of securities is treated as an actual investment in the individual securities that make up this basket. Broad market derivatives or fund of funds investments may lead to minimal exposures to securities that are excluded from direct investments. Derivatives have an effect on all metric calculations. Given that many of the reporting frameworks available to investors today do not cover the intricacies of derivatives, metrics are provided on a reasonable efforts basis. Portfolios for which we report the sustainability metrics may include cash. The information disclosed in this report, in particular the treatment of derivatives and cash, may or may not correspond with the investment characteristics of the fund and how the fund is

managed. The sustainability metrics in this report may therefore differ from other UBS reports produced on the same date.

Active ESG: Benchmark selection is driven by portfolio implementation considerations, in particular to closely reflect the financial objectives of the fund. For actively managed strategies, a traditional benchmark is generally selected to provide a broad investment universe to which active management is applied. This enables an assessment of the magnitude of ESG improvements against the traditional benchmark and allows the costs and benefits of investing sustainably to be assessed.

The **Morningstar ESG Risk Rating** helps investors see how mutual funds and ETFs are meeting environmental, social, and corporate governance (ESG) challenges. The rating is given as 1 to 5 "globes," with more globes indicating lower ESG risk. Notably, the number of globes a fund receives is determined relative to other funds in the same Morningstar Global Category.

Important information about sustainable investing strategies

Sustainable investing strategies aim to consider and incorporate environmental, social and governance (ESG) factors into investment process and fund construction. Strategies across geographies and styles approach ESG analysis and incorporate the findings in a variety of ways. Incorporating ESG factors or sustainable investing considerations may inhibit UBS's ability to participate in or to advise on certain investment opportunities that otherwise would be consistent with the Client's investment objectives. The returns on a fund consisting primarily of sustainable investments may be lower or higher than funds where ESG factors, exclusions, or other sustainability issues are not considered by UBS, and the investment instruments available to such funds may differ. Companies, product issuers and/or manufacturers may not necessarily meet high performance standards on all aspects of ESG or sustainable investing issues.

Reconciliation of Assets under Management (AuM)

This report does not contain reconciled AuM positions, it only takes in consideration positions with settlement date as of report date. This means that traded but not settled positions are not included. Therefore, AuM figures in this report may differ from other UBS reports produced on the same date.

Although UBS Asset Management information providers, including without limitation, MSCI ESG Research LLC and its affiliates (the "ESG Parties"), obtain information from sources they consider reliable, none of the ESG Parties warrants or guarantees the originality, accuracy and/or completeness of any data herein. None of the ESG Parties makes any express or implied warranties of any kind, and the ESG Parties hereby expressly disclaim all warranties of merchantability and fitness for a particular purpose, with respect to any data herein. None of the ESG Parties shall have any liability for any errors or omissions in connection with any data herein. Further, without limiting any of the foregoing, in no event shall any of the ESG Parties have any liability for any direct, indirect, special, punitive, consequential or any other damages (including lost profits) even if notified of the possibility of such damages.

Certain information contained herein (the "Information") is sourced from/copyright of MSCI ESG Research LLC (a Registered Investment Adviser under the Investment Advisers Act of 1940), or its affiliates (including MSCI Inc. and its subsidiaries ("MSCI")), or third party suppliers (together with MSCI & MSCI ESG, the "ESG Parties") and may have been used to calculate scores, ratings or other indicators. It may not be reproduced or disseminated in whole or part without prior written permission. The Information has not been submitted to, nor received approval from, the US SEC or any other regulatory body. The Information may not be used to create any derivative works, or in connection with, nor does it constitute, an offer to buy or sell, or a promotion or recommendation of, any security, financial instrument or product, trading strategy, or index, nor should it be taken as an indication or guarantee of any future performance, analysis, forecast or prediction. Some funds may be based on or linked to MSCI indexes, and MSCI may be compensated based on the fund's assets under management or other measures. MSCI has established an information barrier between equity index research and certain Information. None of the Information in and of itself can be used to determine which securities to buy or sell or when to buy or sell them. The Information is provided "as is" and the user assumes the entire risk of any use it may make or permit to be made of the Information. No ESG Party warrants or guarantees the originality, accuracy and/or completeness of the Information and each expressly disclaims all express or implied warranties. No ESG Party shall have any liability for any errors or omissions in connection with any Information herein, or any liability for any direct, indirect, special, punitive, consequential or any other damages (including lost profits) even if notified of the possibility of such damages.