

Allianz Dynamic Multi Asset Strategy SRI 75

Allianz Global Investors Fund
P

Allianz 
Global Investors



Overall Morningstar Rating™

Investment Objective

The Fund aims at long-term capital growth by investing in a broad range of asset classes, with a focus on global equity, bond and money markets in order to achieve over the medium-term a performance comparable to a balanced portfolio within a volatility range of 10% to 16% in accordance with E/S characteristics. The assessment of the volatility of the capital markets by the Investment Manager is an important factor in this process, with the aim of typically not falling below or exceeding a volatility of the share price within a range of 10% to 16% on a medium to long-term average, similar to a portfolio consisting of 25% global bond Markets (hedged to EUR) and 75% global equity markets.

Performance Overview

Indexed Performance since Inception (Bid-Bid)

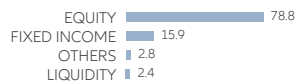


■ Class P (EUR) Dis.

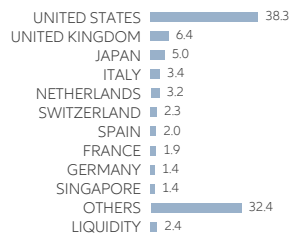
Performance History	Year to Date	1 Month	3 Months	6 Months	1 Year	3 Years (p.a.)	5 Years (p.a.)	Since Inception (p.a.)
Bid-Bid (%)	2.02	-1.22	1.28	5.71	14.32	8.61	11.28	8.53
Offer-Bid ² (%)	-0.02	-3.19	-0.75	3.60	12.03	7.88	10.83	8.26

Portfolio Analysis

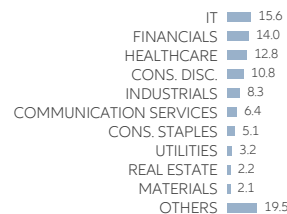
Asset Allocation (%)



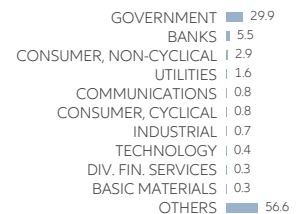
Country/Location Allocation (%)



Sector Allocation - Equity (%)



Sector Allocation - Fixed Income (%)



Top 10 Holdings (Country/Location)³

Top 10 Holdings (Country/Location) ³	Sector	%
ISHARES LISTED PRIVATE EQY	OTHERS	2.6
SCHRODER INTL EMG EUROPE-AAC	OTHERS	2.5
S ST SUST CL EM EN EQ F-IUSD	OTHERS	2.5
SCHRODER INTL EMERG MKTS-AAE	OTHERS	2.4
MICROSOFT CORP (US)	IT	2.3
AMAZON.COM INC (US)	CONS. DISC.	2.2
NVIDIA CORP (US)	IT	2.2
TWELVE CAT BD-SI2 EURACC	FIXED INCOME	1.9
ALLIANZ CHIN A SHRS-W USD I	OTHERS	1.8
ARAMEA RENDIT PL NACHALTIG-I	FIXED INCOME	1.4
Total		21.8

Statistics Summary

Average Coupon	3.41%
Average Credit Quality	A
Effective Maturity	11.58 years
Effective Duration	8.72 years
Yield to Maturity	5.69%

Dividend History

Dividend History	Dividend / Share	Annualised Dividend Yield ⁴	Ex-Dividend Date
Class P (EUR) Dis.	EUR 24.10600	1.36%	16/12/2024
	EUR 23.74000	1.60%	15/12/2023
	EUR 9.30583	0.69%	15/12/2022
	EUR 5.40861	0.36%	15/12/2021
	EUR 4.82298	0.41%	15/12/2020
	EUR 13.05668	1.15%	16/12/2019

Past payout yields do not represent future payout yields and payments. Historical payments may comprise of distributable income or capital, or both (for further details, please refer to our website).

Fund Details

	Class P (EUR) Dis.
Fund Manager	Marcus Stahlhacke
Fund Size ⁵	EUR 2,532.97m
Base Currency	EUR
Number of Holdings	767
SFDR Category ⁶	Article 8
Initial Fee	Up to 2%
All-in-Fee ⁷	0.87% p.a.
Total Expense Ratio ⁸	1.02%
Unit NAV	EUR 1,785.72
Inception Date	17/03/2017
Dividend Frequency	Annually
ISIN Code	LU1575694655
Bloomberg Ticker	ADMA75P LX

Source: All fund data quoted are Allianz Global Investors/IDS GmbH/Morningstar, as at 28/02/2025, unless stated otherwise. Performance returns for periods over one year are annualised. Fund performance is calculated in the respective fund currency with net income and dividends reinvested. Investment returns are denominated in the respective base currency of the fund. SGD based investors are exposed to non-SGD foreign exchange fluctuations.

- 1) Source: Morningstar, as at 31/01/2025. Copyright © 2025 Morningstar Asia Limited ("Morningstar"). All Rights Reserved. The information contained herein: (1) is proprietary to Morningstar and/or its content providers; (2) may not be copied or distributed; and (3) is not warranted to be accurate, complete or timely. Neither Morningstar nor its content providers are responsible for any damages or losses arising from any use of this information. Past performance is no guarantee of future results.
- 2) "Offer-Bid" performance data takes into account up to 2.00% of the initial fee of the investment.
- 3) The information is provided for illustrative purposes only to demonstrate the Fund's investment strategy, it should not be considered a recommendation to purchase or sell any particular security or strategy or an investment advice. There is no assurance that any securities discussed herein will remain in the Fund at the time you receive this document. Past performance is not indicative of future results. While best efforts are used in compiling the information, Allianz Global Investors and its affiliated entities expressly assumes no warranty of any kind, actual or implied, for the accuracy, completeness and timeliness of the information.
- 4) Annualised Dividend Yield = Dividend Per Share / Ex-Dividend Date NAV
- 5) The Fund size quoted includes all share classes of the Fund.
- 6) EU Sustainable Finance Disclosure Regulation. Information is accurate at time of publishing.
- 7) The All-in-Fee includes the expenses previously called management and administration fees.
- 8) Total Expense Ratio (TER): Total cost (except transaction costs) charged to the Fund during the last financial year expressed as a ratio of the Fund's average NAV. For share classes that have been incepted for less than one year as at close of the last financial year (please refer to the Inception Date in the Fund Details table), the TER will be annualised. For share classes incepted after the close of the last financial year, the TER will be reflected as N/A.

The information presented here is intended for general circulation and does not constitute a recommendation to anyone; it also has not taken into account the specific investment objectives, financial situation or particular needs of any particular person. Information herein is based on sources we believe to be accurate and reliable as at the date it was made. We reserve the right to revise any information herein at any time without notice. No offer or solicitation to buy or sell securities and no investment advice or recommendation is made herein. In making investment decisions, investors should not rely solely on this publication but should seek independent professional advice. However, if you choose not to seek professional advice, you should consider the suitability of the product for yourself. Past performance of the fund manager(s) and the fund is not indicative of future performance. Prices of units in the Fund and the income from them, if any, may fall as well as rise and cannot be guaranteed. Distribution payments of the Fund, where applicable, may at the sole discretion of the Manager, be made out of either income and/or net capital gains or capital of the Fund. As a result of the payment, the Fund's net asset value is expected to be immediately reduced. The dividend yields and payouts are not guaranteed and might change depending on the market conditions or at the Manager's discretion; past payout yields and payments do not represent future payout yields and payments. Investment involves risks including the possible loss of principal amount invested and risks associated with investment in emerging and less developed markets. The Fund may invest in financial derivative instruments and/or structured products and be subject to various risks (including counterparty, liquidity, credit and market risks etc.). Investing in fixed income instruments (if applicable) may expose investors to various risks, including but not limited to creditworthiness, interest rate, liquidity and restricted flexibility risks. Changes to the economic environment and market conditions may affect these risks, resulting in an adverse effect to the value of the investment. During periods of rising nominal interest rates, the values of fixed income instruments (including short positions with respect to fixed income instruments) are generally expected to decline. Conversely, during periods of declining interest rates, the values are generally expected to rise. Liquidity risk may possibly delay or prevent account withdrawals or redemptions. Environmental, Social and Governance (ESG) strategies consider factors beyond traditional financial information to select securities or eliminate exposure which could result in relative investment performance deviating from other strategies or broad market benchmarks. Past performance, or any prediction, projection or forecast, is not indicative of future performance. Investors should read the Prospectus obtainable from Allianz Global Investors Singapore Limited or any of its appointed distributors for further details including the risk factors, before investing. The duplication, publication, extraction, or transmission of the contents, irrespective of the form is not permitted, except for the case of explicit permission by Allianz Global Investors. This publication has not been reviewed by the Monetary Authority of Singapore (MAS). MAS authorization/recognition is not a recommendation or endorsement. The issuer of this publication is Allianz Global Investors Singapore Limited (79 Robinson Road, #09-03, Singapore 068897, Company Registration No. 199907169Z).