

### Summary of fund objective

The Fund aims to generate a rising level of income, together with long-term capital growth, investing primarily in global equities. In pursuing this objective, the Investment Adviser may include investments that they consider appropriate which include transferable securities, money market instruments, warrants, undertakings for collective investment, deposits and other permitted investments. For the full objectives and investment policy please consult the current prospectus.

### Key facts



**Stephen Anness**  
Henley-on-Thames  
Managed fund since  
December 2019



**Joe Dowling**  
Henley-on-Thames  
Managed fund since  
February 2023

**Share class launch**  
30 September 2011

**Original fund launch**  
07 November 1989

#### Legal status

Luxembourg SICAV with UCITS status

#### Share class currency

USD

#### Share class type

Accumulation

#### Fund size

USD 914.49 mn

#### Reference Benchmark

MSCI World Index (Net Total Return)

#### Bloomberg code

IIGEICAU LX

#### ISIN code

LU0607513404

#### Settlement date

Trade Date + 3 Days

#### Morningstar Rating™

★★★★

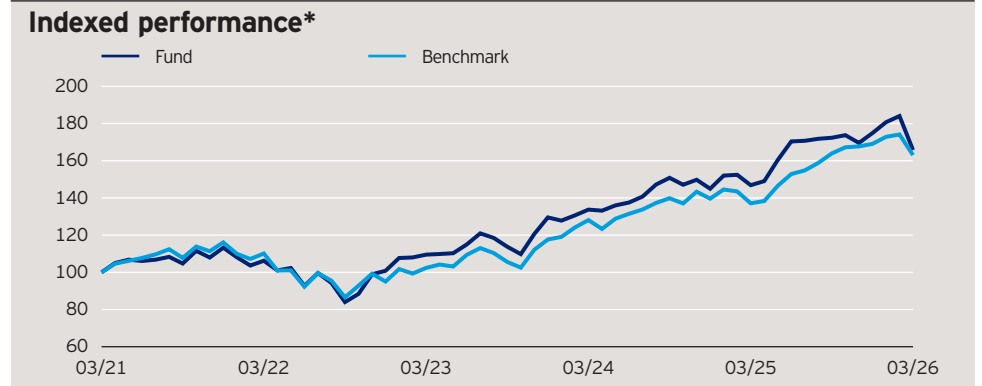
### Investment risks

For complete information on risks, refer to the legal documents. The value of investments and any income will fluctuate (this may partly be the result of exchange rate fluctuations) and investors may not get back the full amount invested.

### Fund Strategy

The fund seeks to deliver a combination of rising income as well as capital growth. It is invested in what the fund manager believes to be strongly cash generative businesses, paying above average dividend yields, with sustainable business models. Driven by stock selection, the fund manager seeks to minimise risks arising from global macroeconomic themes, and instead seeks to identify well-managed companies with strong business franchises and lower than average financial leverage.

**Past performance does not predict future returns.** The performance period shown here starts on the last day of the first indicated month and ends on the last day of the last indicated month.



### Cumulative performance\*

in %	YTD	YTD	1 month	1 year	3 years	5 years
Fund	-5.21	-5.21	-9.93	12.87	51.36	65.75
Benchmark	-3.57	-3.57	-6.37	18.90	59.22	63.02

### Calendar year performance\*

in %	2021	2022	2023	2024	2025
Fund	20.39	-10.96	28.45	11.91	20.64
Benchmark	21.82	-18.14	23.79	18.67	21.09

### Standardised rolling 12 month performance\*

in %	03.16	03.17	03.18	03.19	03.20	03.21	03.22	03.23	03.24	03.25	03.26
Fund	10.19	14.81	-3.25	-20.66	56.87	6.23	3.09	22.11	9.83	12.87	
Benchmark	14.77	13.59	4.01	-10.39	54.03	10.12	-7.02	25.11	7.04	18.90	

The performance data shown does not take account of the commissions and costs incurred on the issue and redemption of units. Returns may increase or decrease as a result of currency fluctuations. The investment concerns the acquisition of units in an actively managed fund and not in a given underlying asset.

\*Source: © 2026 Morningstar. Indexed performance: Performance of an investment of 100 in share class currency. Gross income re-invested to 31 March 2026 unless otherwise stated. All performance data on this factsheet is in the currency of the share class. Reference Benchmark Source: RIMES. The benchmark index is shown for performance comparison purposes only. The Fund does not track the index. **Any reference to a ranking, a rating or an award provides no guarantee for future performance results and is not constant over time.**

Confidential: This document is intended to be used only by the eligible persons to whom Invesco has directly provided. This document is for informational purposes only and is not an offering of a financial product. It is not intended for and should not be distributed to, or relied upon, by members of the public or retail investors. Circulation, disclosure, or dissemination of all or any part of this document to any unauthorized person is prohibited.

# Invesco Global Equity Income Fund

## C-Acc Shares

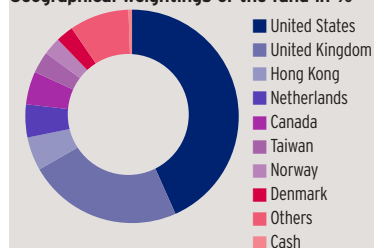
31 March 2026

### Holdings and active weights\*

(total holdings: 47)

Top 10 holdings	%	Top 10 overweight	+	Top 10 underweight	-
3i	5.4	3i	5.4	Apple	4.7
AIA	5.1	AIA	4.9	Nvidia	4.1
Canadian Pacific Kansas City	5.0	Canadian Pacific Kansas City	4.9	Amazon	2.5
Texas Instruments	4.9	Texas Instruments	4.7	Alphabet 'A'	2.1
Coca-Cola Europacific Partners	3.8	Coca-Cola Europacific Partners	3.8	Alphabet 'C'	1.8
Rolls-Royce	3.6	Dell Technologies 'C'	3.4	Meta Platforms 'A'	1.6
Dell Technologies 'C'	3.5	Rolls-Royce	3.4	Tesla	1.3
Taiwan Semiconductor	3.3	Taiwan Semiconductor	3.3	JPMorgan Chase	1.0
Microsoft	2.7	Aker BP	2.7	Eli Lilly	0.9
London Stock Exchange	2.7	London Stock Exchange	2.6	Exxon Mobil	0.9

### Geographical weightings of the fund in %\*



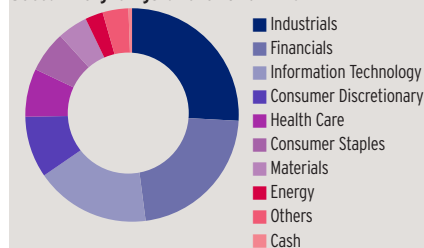
### Geographical weightings\*

in %	Fund	Bench mark
United States	43.3	71.8
United Kingdom	23.4	3.1
Hong Kong	5.1	0.5
Netherlands	5.0	1.3
Canada	5.0	3.5
Taiwan	3.3	0.0
Norway	2.7	0.2
Denmark	2.7	0.4
Others	9.0	19.2
Cash	0.5	0.0

### Sector weightings\*

in %	Fund	Bench mark
Industrials	25.9	11.8
Financials	22.1	16.3
Information Technology	17.5	25.7
Consumer Discretionary	9.3	9.3
Health Care	7.3	9.6
Consumer Staples	6.2	5.7
Materials	4.6	3.6
Energy	2.7	4.7
Others	3.9	13.3
Cash	0.5	0.0

### Sector weightings of the fund in %\*



### Financial characteristics\*

Average weighted market capitalisation	USD 262.90 bn
Median market capitalisation	USD 40.96 bn

### NAV and fees

#### Current NAV

USD 164.74

#### 12 month price high

USD 184.42 (12/02/2026)

#### 12 month price low

USD 132.39 (07/04/2025)

#### Minimum investment <sup>1</sup>

USD 1,000,000

#### Entry charge

Up to 5.00%

#### Annual management fee

0.75%

#### Ongoing costs <sup>2</sup>

0.98%

### 3 year characteristics\*\*

Alpha	-1.54
Beta	1.00
Correlation	0.88
Information ratio	-0.27
Sharpe ratio	0.71
Tracking error in %	6.17
Volatility in %	13.25

Source: \*Invesco. Costs may increase or decrease as result of currency and exchange rate fluctuations. Consult the legal documents for further information on costs. Portfolio weightings and allocations are subject to change. The weightings for each breakdown are rounded to the nearest tenth or hundredth of a percent; therefore, the aggregate weights for each breakdown may not equal 100%. The top 10 overweight and underweight positions represent the largest weighting differences between the fund and the benchmark. \*\*Morningstar.

Confidential: This document is intended to be used only by the eligible persons to whom Invesco has directly provided. Not for further distribution.

---

# Invesco Global Equity Income Fund

## C-Acc Shares

31 March 2026

---

### Important Information

<sup>1</sup>The minimum investment amounts are: USD 1,000,000 / EUR 800,000 / GBP 600,000 / CHF 1,000,000 / SEK 7,000,000. Please contact us or refer to the most up to date Prospectus for details of minimum investment amounts in other currencies.

<sup>2</sup>The Ongoing costs represent management fee and operating fee of the Share class (including the operational expenses of the underlying funds). It excludes portfolio transaction costs. It is a percentage of the value of your investment per year. This is an estimate based on actual costs over the last year, or on expected costs if newly launched.

### Data as at 31 March 2026, unless otherwise stated.

This is marketing material and not financial advice. It is not intended as a recommendation to buy or sell any particular asset class, security or strategy. Regulatory requirements that require impartiality of investment/investment strategy recommendations are therefore not applicable nor are any prohibitions to trade before publication. Views and opinions are based on current market conditions and are subject to change. Any scheme provided by the Cyprus regulatory system, for the protection of retail clients, does not apply to offshore investments. Compensation under any such scheme will not be available. The Invesco Global Equity Income Fund is subject to the provisions of the European Directive 2009/65/EC. For information on our funds and the relevant risks, refer to the Key Information Documents/Key Investor Information Documents and Prospectus (English), and the financial reports. A summary of investor rights is available in English from [www.invescomanagementcompany.lu](http://www.invescomanagementcompany.lu). The management company may terminate marketing arrangements. Not all share classes of this fund may be available for public sale in all jurisdictions and not all share classes are the same nor do they necessarily suit every investor.

# Invesco Global Equity Income Fund

## C-Acc Shares

31 March 2026

### SFDR (Sustainable Finance Disclosure Regulation)

The Fund complies with Article 8 with respect to the EU's Sustainable Finance Disclosure Regulation\*. As such, the fund promotes, among other characteristics, environmental or social characteristics or a combination of those characteristics. In addition, the companies in which the fund invests follow good governance practices. \*Regulation (EU) 2019/2088 on sustainability - related disclosures in the financial services sector.

### Exclusion Framework

The Fund embeds an exclusionary framework to specific activities based on UN Global Compact, severe governmental sanctions, revenue thresholds for certain activities linked to environmental and/or social criteria, as well as ensuring that companies follow good governance practices. The list of activities and their thresholds are listed below. For further details on the exclusion framework and characteristics applied by the fund please refer to the website of the manager <https://www.invescomanagementcompany.lu>:

<b>UN Global Compact</b>	- Non-Compliant
<b>Country sanctions</b>	- Sanctioned investments are prohibited*
<b>Controversial weapons</b>	- 0% of revenue including companies involved in the manufacture of nuclear warheads or whole nuclear missiles outside of the Non-Proliferation Treaty (NPT)
<b>Coal</b>	- Thermal Coal extraction: $\geq 5\%$ of revenue - Thermal Coal Power Generation: $\geq 10\%$ of revenue
<b>Unconventional oil &amp; gas</b>	- $\geq 5\%$ of revenue on each of the following: Arctic oil & gas exploration; Oil sands extraction; Shale energy extraction;
<b>Tobacco</b>	- Tobacco Products production: $\geq 5\%$ of revenue - Tobacco related products and services: $\geq 5\%$ of revenue
<b>Others</b>	- Recreational cannabis: $\geq 5\%$ of revenue
<b>Good governance</b>	- Ensure that companies follow good governance practices in the areas of sound management structures, employee relations, remuneration and tax compliance

\*At Invesco we continuously monitor any applicable sanctions, including those imposed by the UN/US/EU and UK. These sanctions may preclude investments in the securities of various governments/regimes/entities and as such will be included in our compliance guidelines and workflows (designed to ensure compliance with such sanctions). The wording of international sanctions is something that we pay particular attention to as there are occasions where sanctions can exist in limited form, for example allowing investments in the secondary market. In addition to sanctions targeting entire countries, there are other thematic regimes, which may focus for example on human rights, cyber attacks, terrorist financing and corruption, which may apply to both individuals and/or entities/corporations.

Any investment decision should take into account all the characteristics of the fund as described in the legal documents. For sustainability related aspects, please refer to: <https://www.invescomanagementcompany.lu/lux-manco/literature>.

### Invesco's Approach to ESG

Invesco has an investment-led ESG approach. We provide a comprehensive range of ESG-focused capabilities that enable clients to express their values through investing. Where appropriate, for certain funds, we also integrate financially material ESG considerations, taking into account critical factors that help us deliver strong outcomes to clients.

# Invesco Global Equity Income Fund

## C-Acc Shares

31 March 2026

---

### Important Information

All data is as of the date of this document and sourced from Invesco unless otherwise stated. Portfolio weightings and allocations are subject to change.

This document is intended to be used only by the eligible persons to whom Invesco has directly provided. It is for discussion and illustrative purposes only. It should not be distributed to or relied upon by members of the public or retail investors. Circulation, disclosure, or dissemination of all or any part of this document to any unauthorized person is prohibited.

The fund(s) or the investment strategy(ies) mentioned in this document is available only in jurisdictions where its promotion and sales are permitted under applicable law and regulations. It does not constitute an offer to public, whether by sale or subscription. Persons into whose possession this document may come are required to inform themselves about and to comply with any relevant restrictions. This does not constitute an offer or solicitation to buy or sell any securities, investment advisory services or to adopt any investment strategy by anyone in any jurisdiction in which such an offer or solicitation is not authorised or lawful.

Where Invesco has expressed views and opinions, these are based on current market conditions and subject to change without notice. The value of investments and any income will fluctuate (this may partly be the result of exchange-rate fluctuations, adverse issuer, political, regulatory, market and/or economic developments) and can be more volatile than, and can perform differently from the market as a whole. Investors may not get back the full amount invested. Past performance is not a guide to future returns.

Holdings are subject to change without notice. There is no guarantee that the securities/industries/regions mentioned above are currently held or will be held by Invesco funds in the future. It does not represent a recommendation to buy/hold/ sell the securities/ industries/regions. It must not be seen as investment advice.

As with all investments, there are associated inherent risks and may not be suitable for an investor's goals, objectives and risk tolerance. Please read offering documents carefully before investing. Invesco does not provide legal or tax advice and we encourage you to consult your own lawyer, accountant or other advisor before making an investment.

Invesco does not assume any duty to update any forward-looking statements in this document which are based on certain assumptions of future events and information available on the date hereof. There can be no assurance that forward-looking statements will be materialized or the intended objectives or targets being achieved. Whilst great care has been taken to ensure that the information contained herein is accurate and the data or information supplied by outside sources are reliable, Invesco does not accept any responsibility for any errors, mistakes or omissions or for any action in reliance thereon.

All trademarks and service marks included herein belong to Invesco or an affiliate, except third-party trademarks and service marks, which belong to their respective owners.

©2026 Morningstar, Inc. All rights reserved. The information contained herein: (1) is proprietary to Morningstar and/or its content providers; (2) may not be copied or distributed; and (3) is provided for reference purposes only. Neither Morningstar nor its content providers are responsible for any damages or losses arising from any use of this information. Asset allocation data is derived by Morningstar using full holdings data provided by Invesco. Morningstar Licensed Tools and Content powered by Interactive Data Managed Solutions.

---

### Restriction on distribution

#### Hong Kong

This document is distributed, circulated or issued to professional investors (as defined in the Hong Kong Securities and Futures Ordinance (the "SFO") and any rules made under the SFO or as otherwise permitted by the SFO only in Hong Kong.

This document is issued in Hong Kong by Invesco Hong Kong Limited (景順投資管理有限公司), 45/F, Jardine House, 1 Connaught Place, Central, Hong Kong.

#### Singapore

This advertisement has not been reviewed by the Monetary Authority of Singapore. This document is provided to Institutional, Accredited and such other Investors in Singapore as specified below.

The fund(s) as mentioned in this document (where applicable) (the "Fund") is a restricted foreign scheme in Singapore. The Fund is not authorized or recognised by the Monetary Authority of Singapore (the "MAS") and the Interests of the Fund are not allowed to be offered to the retail public in Singapore. Each of the information memorandum of the Fund and any other document issued as part of the same is not a prospectus as defined in the Securities and Futures Act (the "SFA"). Accordingly, statutory liability under the SFA in relation to the content of prospectuses does not apply. You should consider carefully whether the investment is suitable for you.

This document may not be circulated or distributed, nor may the Interests of the Fund be offered or sold, or be made the subject of an invitation for subscription or purchase, whether directly or indirectly, to persons in Singapore other than (i) to an institutional investor under Section 304 of the SFA, (ii) to a relevant person pursuant to Section 305(1) of the SFA, (iii) to any person who meets the requirements of an offer made pursuant to Section 305(2) of the SFA, or (iv) pursuant to, and in accordance with the conditions of, any other applicable provision of the SFA.

As the Fund is not denominated in Singapore dollars, eligible investors must be aware of their exposure to foreign currency exchange risk. This document is issued in Singapore by Invesco Asset Management Singapore Ltd, 9 Raffles Place, #18-01 Republic Plaza, Singapore 048619.

---

# Invesco Global Equity Income Fund

## C-Acc Shares

31 March 2026

### **Korea**

This document is provided to Qualified Professional Investors only in Korea upon request. The fund(s) as mentioned in this document (where applicable) (the "Fund") have not been registered under the Financial Investment Services and Capital Markets Act of Korea. Neither the Fund nor the Investment Manager of the Fund is making any representation with respect to the eligibility of any recipients of this document to acquire the shares/units therein under the laws of Korea, including but without limitation the Foreign Exchange Transaction Act and Regulations thereunder.

### **PRC**

This document is provided to certain specific sovereign wealth funds or Qualified Domestic Institutional Investors approved by local regulators in the People's Republic of China on a one-to-one basis. The People's Republic of China does not include the Hong Kong or Macau Special Administrative Regions or Taiwan herein. The fund(s) as mentioned in this document (where applicable) are not being offered or sold in the PRC to or for the benefit of, legal or natural persons of the PRC unless such parties have received all prior PRC's governmental approvals as required.

### **Brunei**

This document is provided to certain specific institutional investors in Brunei for information purpose only. All offers, acceptances, subscription, sales, and allotments of interests described in this document or any part thereof shall be made outside of Brunei Darussalam. The fund(s) as mentioned in this document (where applicable) have not been registered or approved by the Autoriti Monetari Brunei Darussalam or by any other government agency, or under any other law, in Brunei Darussalam.

### **Thailand**

The information herein is provided to you solely at your request (unless you are a qualified institutional investor and the document is for the provision of investment management services only). The fund(s) as mentioned in this document (where applicable) have not been registered with, or approved by, the Office of the Securities and Exchange Commission of Thailand which takes no responsibility for its contents.

### **Malaysia**

This document is prepared for the sole use of certain specific institutional investors in Malaysia upon request. The recognition by the Malaysian Securities Commission pursuant to Section 2.12 of the Malaysian Capital Markets and Services Act 2007 has not been/will not be obtained for the fund(s) as mentioned in this document (where applicable) nor will this document be lodged or registered with the Malaysian Securities Commission.

### **Indonesia**

This document is prepared for the sole use of certain specific institutional investors in Indonesia. The Securities offered under this marketing material(s) or document(s) are not and will not be registered with the Financial Services Authority (Otoritas Jasa Keuangan, "OJK") and the Commodity Futures Trading Supervisory Agency ("Bappebti") nor have they been approved by the Indonesian Central Bank (Bank Indonesia) for sale in Indonesia.

### **Philippines**

**THIS DOCUMENT IS PREPARED FOR THE SOLE USE OF THOSE FALLING UNDER THE QUALIFIED BUYER OR PRIVATE PLACEMENT EXEMPTIONS IN PHILIPPINES UPON REQUEST.**

**THE SECURITIES BEING OFFERED OR SOLD UNDER THIS MARKETING MATERIAL(S) OR DOCUMENT(S) HAS/HAVE NOT BEEN REGISTERED WITH THE SECURITIES AND EXCHANGE COMMISSION UNDER THE SECURITIES REGULATION CODE OF THE PHILIPPINES. ANY FUTURE OFFER OR SALE THEREOF IS SUBJECT TO REGISTRATION REQUIREMENTS UNDER THE CODE UNLESS SUCH OFFER OR SALE QUALIFIES AS AN EXEMPT TRANSACTION.**