

# Emerging Local Bond Fund

## INSTITUTIONAL CLASS ACCUMULATION AND INCOME SHARES

Morningstar Rating™ ★★★★★

### FUND DESCRIPTION

The Emerging Local Bond Fund offers efficient exposure to fast growing emerging markets by investing 80% of its assets in fixed income securities denominated in the local currencies of emerging countries. The fund may use derivatives such as options, futures, or swaps, and may or may not hedge its exposure to non-US currencies.

### INVESTOR BENEFITS

This fund offers exposure to high interest rates in EM countries and to appreciation of EM currencies, with a low correlation to other asset classes.

### THE FUND ADVANTAGE

The fund leverages PIMCO's disciplined investment process and expertise in local market inefficiencies to overcome complex investment entry barriers.

### RISK PROFILE

Unit value can go up as well as down and any capital invested in the fund may be at risk. The fund may invest in non-U.S. and non-eurozone securities which involve potentially higher risks including currency fluctuations and political or economic developments. These may be enhanced when investing in emerging markets. Funds that invest in high-yield, lower-rated securities, will generally involve greater volatility and risk to principal than investments in higher-rated securities. The fund may use derivatives for hedging or as part of its investment strategy which may involve certain costs and risks. Portfolios investing in derivatives could lose more than the principal amount invested. For more details on the fund's potential risks, please read the Prospectus and Key Investor Information Document.

### KEY FACTS

	Accumulation	Income
Bloomberg Ticker	PIMEMLC	PIMEMKT
ISIN	IE00B29K0P99	IE00B2QV4J77
Sedol	B29K0P9	B2QV4J7
CUSIP	G7097Y503	G7097Y636
Valoren	3618856	4214790
WKN	AOM9AZ	AOQZUN
Inception Date	11/12/2007	18/04/2008
Distribution	–	Quarterly
Unified Management Fee	0.89% p.a.	0.89% p.a.
Fund Type	UCITS	
Portfolio Manager	Pramol Dhawan, Ismael Orenstein, Michael Davidson	
Total Net Assets	2.2 (USD in Billions)	
Fund Base Currency	USD	
Share Class Currency	USD	

For questions regarding the PIMCO Funds: Global Investors Series plc, please call +65 6826 7589.

### Performance (Net of Fees)

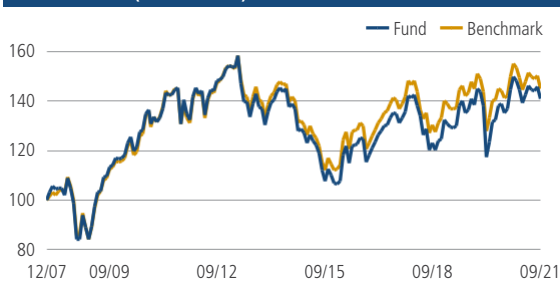


Chart shows performance from the first month-end, rebased to 100, for the oldest share class. **Past Performance is not a guarantee or reliable indicator of future results.** Source: PIMCO

### Fund Statistics

Effective Duration (yrs)	5.68
Benchmark Duration (yrs)	5.19
Current Yield (%) <sup>1</sup>	5.75
Estimated Yield to Maturity (%) <sup>1</sup>	6.74
Annualised Distribution Yield <sup>2</sup>	5.13
Average Coupon (%)	5.94
Average Credit Quality	BAA+

Performance (Net of Fees)	1 Mo.	3 Mos.	6 Mos.	1 Yr.	3 Yrs.	5 Yrs.	10 Yrs.	SI
Institutional, Acc (%)	-3.30	-2.61	0.95	4.00	4.57	2.38	0.74	2.36
Institutional, Inc (%)	-3.37	-2.71	0.86	3.91	4.52	2.39	0.73	2.13
Benchmark (%)	-3.43	-3.10	0.32	2.63	3.66	2.06	1.05	—

**Past Performance is not a guarantee or reliable indicator of future results and no guarantee is being made that similar returns will be achieved in the future.**

Calendar Year (Net of Fees)	2012	2013	2014	2015	2016	2017	2018	2019	2020	YTD
Institutional, Acc (%)	15.56	-10.73	-6.42	-16.44	10.51	14.78	-7.91	16.19	3.38	-6.13
Institutional, Inc (%)	15.55	-10.77	-6.33	-16.44	10.34	14.78	-7.76	16.08	3.45	-6.21
Benchmark (%)	16.76	-8.98	-5.72	-14.92	9.94	15.21	-6.21	13.47	2.69	-6.38

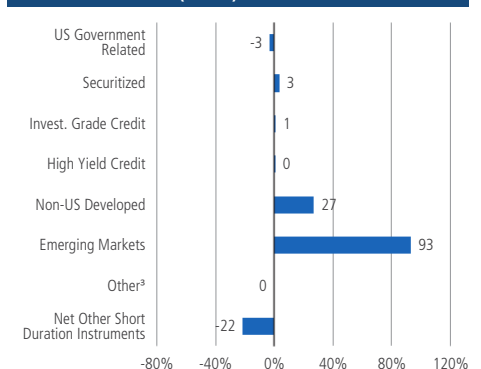
**Past Performance is not a guarantee or reliable indicator of future results and no guarantee is being made that similar returns will be achieved in the future.** The benchmark is the JPMorgan Government Bond Index-Emerging Markets Global Diversified Index (Unhedged). All periods longer than one year are annualised. SI is the performance since inception.

### Top 10 Holdings (%MV)\*

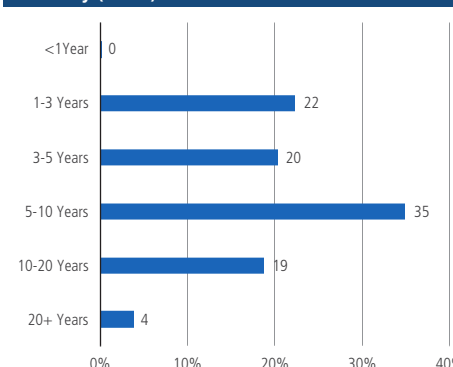
CHINA GOVERNMENT BOND	4.0
SOUTH AFRICA (REP) BD SER R186	3.6
CHINA DEVELOPMENT BANK	2.9
QNB FINANCE LTD SR UNSEC	2.8
CHILE GOVERNMENT BOND	2.2
ROMANIA GOVERNMENT BOND	2.0
ISRAEL FIXED BOND	1.9
BANCO BTG PACTUAL/CAYMAN	1.7
CHINA DEVELOPMENT BANK	1.7
REPUBLIC OF SOUTH AFRICA	1.5

\*Top 10 holdings as of 30/06/2021, excluding derivatives.

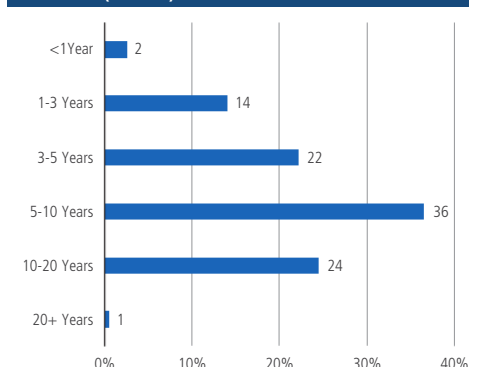
### Sector Allocation (%MV)



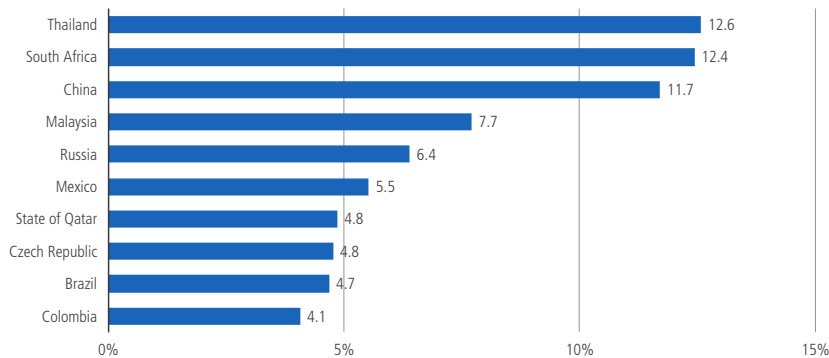
### Maturity (%MV)



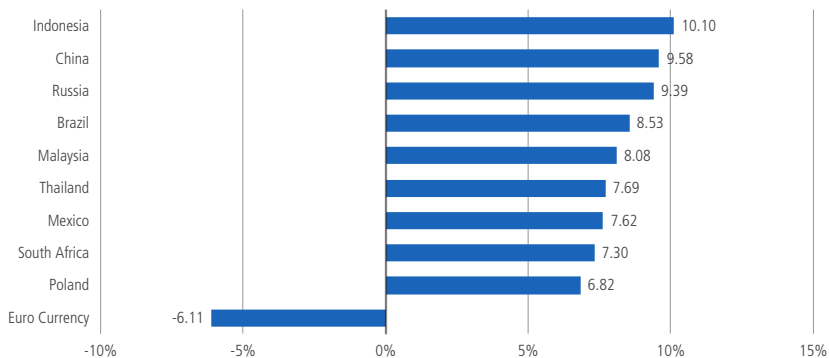
### Duration (%DWE)



### Top 10 Emerging Market Country Exposure (%DWE)



### Top 10 Currency Exposure (%MV)



Source: PIMCO, index provider for benchmark data.

<sup>1</sup> Yields reported gross of fees, the deduction of which will reduce the yield. <sup>2</sup> Annualised Distribution Yield is as of last quarter ending 30/09/2021. <sup>3</sup> Where permitted by the investment guidelines stated in the portfolios offering documents, "other" may include exposure to, convertibles, preferred, common stock, equity-related securities, and Yankee bonds. Negative allocations may result from derivative positions and unsettled trades and does not imply the fund is short cash, is levered, or that the derivatives are not fully cash backed. Duration is the sensitivity of a fixed income security to a change in interest rates. The longer the duration of a fixed income security, the higher its sensitivity to interest rates. Duration Weighted Exposure (DWE%) is the percentage weight of each sector's contribution to the overall duration of the fund. Morningstar ratings are shown for funds with 4 or 5 star ratings only. Other share classes ratings are either lower or unavailable. A rating is not a recommendation to buy, sell or hold a fund. Copyright © 2021 Morningstar Ltd. All Rights Reserved. The information contained herein: (1) is proprietary to Morningstar and/or its content providers; (2) may not be copied or distributed; and (3) is not warranted to be accurate, complete or timely. Neither Morningstar nor its content providers are responsible for any damages or losses arising from any use of this information. Past performance is no guarantee of future results. Investment involves risk including possible loss of the principal amount invested. Past performance is not a guarantee or a reliable indicator of future results and no guarantee is being made that similar returns will be achieved in the future. The value of shares of the Fund and the income accruing to them, if any, may fall or rise.

For investors in Philippines: This material is to be used for one-on-one presentations to qualified buyer and not for public distribution. The Shares being offered or sold herein have not been registered with the Securities and Exchange Commission under the Securities Regulation Code of the Philippines. Any future offer or sale thereof is subject to registration requirements under the Code unless such offer or sale qualifies as an exempt transaction.

For investors in Malaysia: This material is to be used for one-on-one presentations to accredited or institutional investors and not for public distribution. No action has been, or will be, taken to comply with Malaysian laws for making available, offering for subscription or purchase, or issuing any invitation to subscribe for or purchase or sale of the shares in Malaysia or to persons in Malaysia as the shares are not intended by the issuer to be made available, or made the subject of any offer or invitation to subscribe or purchase, in Malaysia. Neither this document nor any document or other material in connection with the shares should be distributed, caused to be distributed or circulated in Malaysia. No person should make available or make any invitation or offer or invitation to sell or purchase the shares in Malaysia unless such person takes the necessary action to comply with Malaysian laws.

For investors in Thailand: This material is to be used for one-on-one presentations to institutional investors and not for public distribution. This material has not been approved by the Securities and Exchange Commission which takes no responsibility for its contents. No offer to the public to purchase the Shares will be made in Thailand and this material is intended to be read by the addressee only and must not be passed to, issued to, or shown to the public generally.

PIMCO Asia Pte Ltd is regulated by the Monetary Authority of Singapore as a holder of a capital markets services licence and an exempt financial adviser. The asset management services and investment products are not available to persons where provision of such services and products is unauthorised.

This information is not for use within any country or with respect to any person(s) where such use could constitute a violation of the applicable law. PIMCO Funds: Global Investors Series plc is an umbrella type open-ended investment company with variable capital and with segregated liability between Funds incorporated with limited liability under the laws of Ireland with registered number 276928. Unified management fee is a single fixed Management Fee out of which the fees of the Investment Advisers, the Administrator and Custodian shall be paid, and certain other expenses including the fees of Paying Agents (and other local representatives) in jurisdictions where the Funds are registered. PIMCO is a trademark of Allianz Asset Management of America L.P. in the United States and throughout the world. Copyright 2021, PIMCO.

### ABOUT THE BENCHMARK

JPMorgan Government Bond Index-Emerging Markets Global Diversified Index (Unhedged) is a comprehensive global local emerging markets index, and consists of regularly traded, liquid fixed-rate, domestic currency government bonds to which international investors can gain exposure.

Unless otherwise stated in the prospectus or in the relevant key investor information document, the Fund is not managed against a particular benchmark or index, and any reference to a particular benchmark or index in this factsheet is made solely for risk or performance comparison purposes.

### MANAGER

PIMCO Global Advisors (Ireland) Limited

### INVESTMENT ADVISOR

Pacific Investment Management Company LLC

### ABOUT PIMCO

PIMCO is one of the world's premier fixed income investment managers. Since our founding in 1971 in Newport Beach, California, we have continued to bring innovation and expertise to our partnership with clients seeking the best investment solutions. Today our professionals work in 20 offices across the globe, united by a single purpose: creating opportunities for investors in every environment.

**Singapore**  
 PIMCO Asia Pte Ltd  
 8 Marina View  
 #30-01 Asia Square Tower 1  
 Singapore 018960  
 Registration No. 199804652K

[pimco.com](http://pimco.com)