

Schroders

Schroder International Selection Fund BIC (Brazil India China)

A Accumulation EUR | Data as at 31.05.2025

Fund objectives and investment policy

The Fund aims to provide capital growth in excess of the MSCI BIC (Net TR) 10/40 index after fees have been deducted over a three to five year period, by investing in equity and equity related securities of Brazilian, Indian and Chinese companies.

This fund may use financial derivative instruments as a part of the investment process. Derivatives carry a high degree of risk and should only be considered by sophisticated investors.

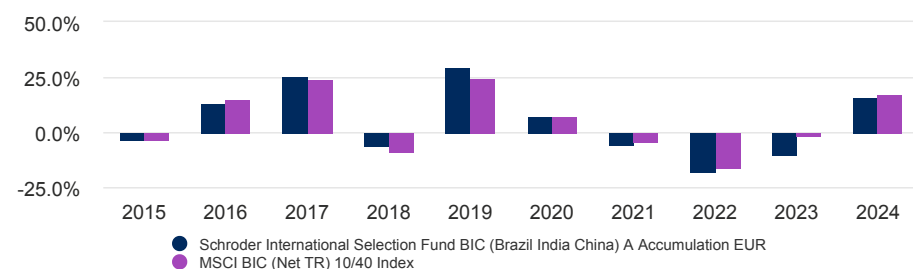
The Fund has environmental and/or social characteristics (within the meaning of Article 8 SFDR). **Past Performance is not a guide to future performance and may not be repeated. The value of investments and the income from them may go down as well as up and investors may not get back the amounts originally invested. Exchange rate changes may cause the value of investments to fall as well as rise. Performance data does not take into account any commissions and costs, if any, charged when units or shares of any fund, as applicable, are issued and redeemed.**

Share class performance (%)

Performance (%)	1 month	3 months	6 months	YTD	1 year	3 years	5 years	10 years
Fund (bid to bid)	2.8	-2.4	-2.1	-2.1	6.5	-4.4	-1.8	19.6
Fund (offer to bid)	-2.3	-7.3	-7.0	-7.0	1.2	-9.1	-6.7	13.6
Target	2.0	-2.6	1.7	0.1	10.0	10.8	16.4	29.0

Annualized performance (%)	3 years	5 years	10 years
Fund (bid to bid)	-1.5	-0.4	1.8
Fund (offer to bid)	-3.1	-1.4	1.3
Target	3.5	3.1	2.6

Performance over 10 years (%)



Past performance and any forecasts are not necessarily a guide to the future or likely performance.

The value of investments and income from them can go down as well as up and is not guaranteed. The distributions are not guaranteed. Ordinarily, they will be reviewed annually. In the event of the Fund's income and realised gains being less than indicated distribution amount per unit per annum, distributions will be made from capital. Investors should be aware that the distributions may exceed the income and realised gains of the Fund at times and lead to a reduction of the amount originally invested, depending on the date of initial investment. Some performance differences between the fund and the benchmark may arise as the benchmark returns are not adjusted for non-dealing days of the fund. Where 'since inception' performance figures are stated, please note that the inception date is the same as the share class launch date under 'Fund Facts'.

Ratings and accreditation



Please refer to the Source and ratings information section for details on the icons shown above.

Fund facts

Fund manager	James Gotto Thomas Dykes
Managed fund since	31.01.2024 ; 01.03.2025
Fund management company	Schroder Investment Management (Europe) S.A.
Domicile	Luxembourg
Fund launch date	31.10.2005
Share class launch date	31.10.2005
Fund base currency	USD
Share class currency	EUR
Fund size (Million)	USD 469.01
Number of holdings	62
Target	MSCI BIC (Net TR) 10/40 Index
Unit NAV	EUR 210.7575
Dealing frequency	Daily
Distribution rate	No Distribution
Distribution frequency	No Distribution

Fees & expenses

Initial sales charge up to	5.00%
Annual management fee	1.500%
Ongoing charge	1.83%
Redemption fee up to	0.00%

Purchase details

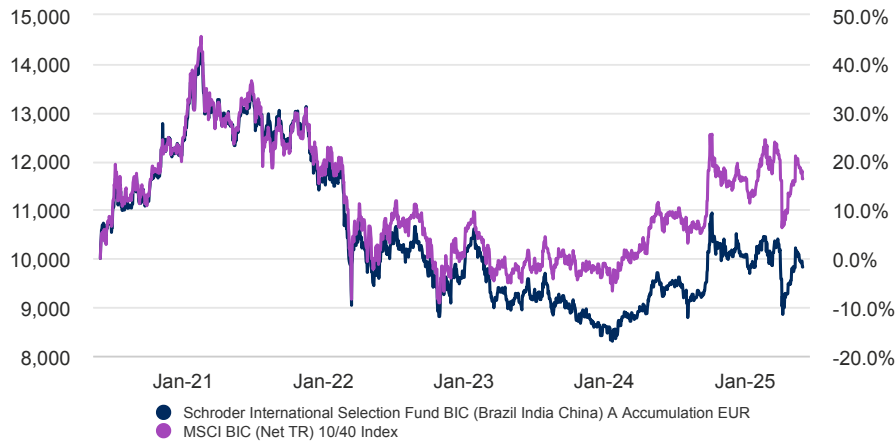
Minimum initial subscription	EUR 1,000 ; USD 1,000 or their near equivalent in any other freely convertible currency.
------------------------------	------------------------------------------------------------------------------------------

Schroders

Schroder International Selection Fund BIC (Brazil India China)

A Accumulation EUR | Data as at 31.05.2025

Return of EUR 10,000



The chart is for illustrative purposes only and does not reflect an actual return on any investment.

Returns are calculated bid to bid (which means performance does not include the effect of any initial charges), net income reinvested, net of fees.

Codes

ISIN	LU0232931963
Bloomberg	SCHBREA LX
SEDOL	B0MJWV9

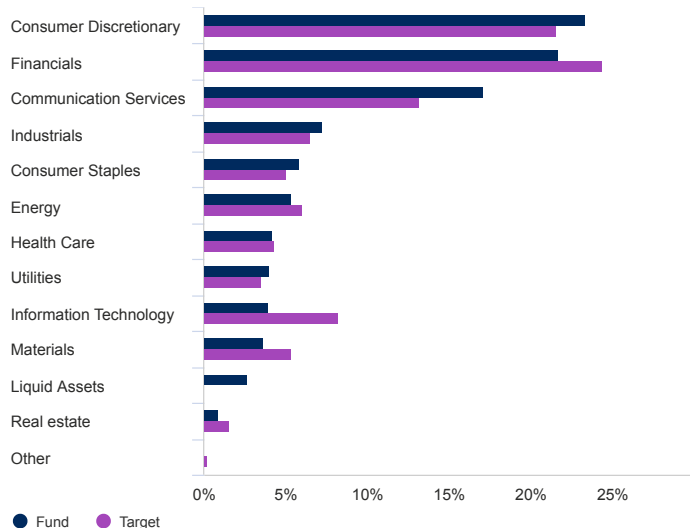
Risk statistics & financial ratios

	Fund	Target
Annual volatility (%) (3y)	14.7	16.6
Alpha (%) (3y)	-4.8	-
Beta (3y)	0.8	-
Sharpe ratio (3y)	-0.2	0.1
Information ratio (3y)	-0.9	-
Dividend Yield (%)	1.7	-
Price to book	2.9	-
Price to earnings	18.0	-
Predicted Tracking error (%)	3.4	-

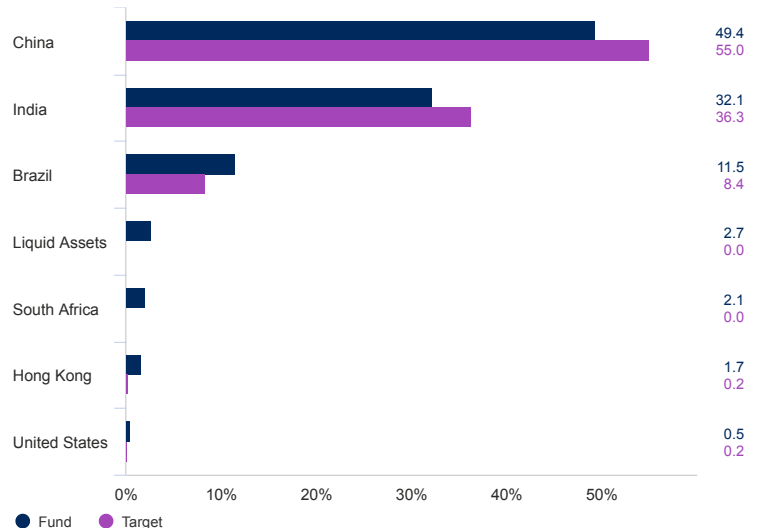
Source: Morningstar, and Schroders for the Predicted tracking error. The above ratios are based on bid to bid price based performance data. These financial ratios refer to the average of the equity holdings contained in the fund's portfolio and in the benchmark (if mentioned) respectively.

Asset allocation

Sector (%)



Geographical breakdown (%)



Schroders

Schroder International Selection Fund BIC (Brazil India China)

A Accumulation EUR | Data as at 31.05.2025

Top 10 holdings (%)

Holding name	%
Tencent Holdings Ltd	9.1
HDFC Bank Ltd	4.2
Reliance Industries Ltd	3.5
ICICI Bank Ltd	3.2
Alibaba Group Holding Ltd	3.0
NetEase Inc	3.0
Meituan	2.9
Trip.com Group Ltd	2.8
Itau Unibanco Holding SA	2.5
Bharti Airtel Ltd	2.4

Source: Schroders. Top holdings and asset allocation are at fund level. Derivatives are displayed on the notional basis of the underlying exposure where possible. Due to the different treatment of derivative types, the allocation to Liquid Assets may vary between each chart. For illustrative purposes only and does not constitute to any recommendations to invest in the above-mentioned security/sector/country.

Share class available

	A Accumulation EUR	A Distribution EUR
Distribution frequency	No Distribution	Annually
ISIN	LU0232931963	LU0858243842
Bloomberg	SCHBREA LX	SCHIBAE LX
SEDOL	B0MJWV9	BK6MM14

Contact information

Schroder Investment Management (Europe) S.A.
5, rue Höhenhof
Sennigerberg
Luxembourg
L-1736
Tel: +352 341 342 202
Fax: +352 341 342 342

Schroder Investment Management (Singapore) Ltd
138 Market Street
#23-01 CapitaGreen Singapore 048946
Tel: (65) 6534 4288
Fax: (65) 6536 6626

For your security, all telephone calls are recorded
Schroders Reg No 199201080H

Benchmark and corporate action information

On 01.05.2021 the MSCI BRIC (Net TR) 10/40 Index replaced the MSCI BRIC (Net TR) Index. The full track record of the previous index has been kept and chain linked to the new one. On 01.03.2025 James Gotto & Thomas Dykes replaced James Gotto & Tom Wilson as fund manager. Benchmark names in this document may be abbreviated. Please refer to the funds' legal documents for the full benchmark name.

On 18.04.2023 Schroder ISF BRIC (Brazil, Russia, India, China) changed its name to Schroder ISF BIC (Brazil, India, China).

Benchmarks: (If applicable)

Some performance differences between the fund and the benchmark may arise because the fund performance is calculated at a different valuation point from the benchmark. The target benchmark has been selected because it is representative of the type of investments in which the fund is likely to invest, and it is, therefore, an appropriate target in relation to the return that the fund aims to provide. The investment manager invests on a discretionary basis and there are no restrictions on the extent to which the fund's portfolio and performance may deviate from the benchmark. The investment manager will invest in companies or sectors not included in the benchmark in order to take advantage of specific investment opportunities.

Source and ratings information

MSCI: Certain information contained herein (the "Information") is sourced from/copyright of MSCI Inc., MSCI ESG Research LLC, or their affiliates ("MSCI"), or information providers (together the "MSCI Parties") and may have been used to calculate scores, signals, or other indicators. The Information is for internal use only and may not be reproduced or disseminated in whole or part without prior written permission. The Information may not be used for, nor does it constitute, an offer to buy or sell, or a promotion or recommendation of, any security, financial instrument or product, trading strategy, or index, nor should it be taken as an indication or guarantee of any future performance. Some funds may be based on or linked to MSCI indexes, and MSCI may be compensated based on the fund's assets under management or other measures. MSCI has established an information barrier between index research and certain Information. None of the Information in and of itself can be used to determine which securities to buy or sell or when to buy or sell them. The Information is provided "as is" and the user assumes the entire risk of any use it may make or permit to be made of the Information. No MSCI Party warrants or guarantees the originality, accuracy and/or completeness of the Information and each expressly disclaims all express or implied warranties. No MSCI Party shall have any liability for any errors or omissions in connection with any Information herein, or any liability for any direct, indirect, special, punitive, consequential or any other damages (including lost profits) even if notified of the possibility of such damages.

MSCI ESG Research rating: Produced by MSCI ESG Research as of the "reporting date". MSCI ESG Research LLC's ("MSCI ESG") Fund Metrics and Ratings (the "Information") provide environmental, social and governance data with respect to underlying securities within more than 31,000 multi-asset class mutual funds and ETFs globally. MSCI ESG is a registered investment adviser under the U.S. Investment Advisers Act of 1940. MSCI ESG materials have not been submitted to, nor received approval from, the U.S. Securities and Exchange Commission or any other regulatory body. None of the Information constitutes an offer to buy or sell, or a promotion or recommendation of, any security, financial instrument or product or trading strategy, nor should it be taken as an indication or guarantee of any future performance, analysis, forecast or prediction. The Information should not be used to determine which securities to buy or sell or when to buy or sell them. The Information is provided "as is" and the user of the Information assumes the entire risk of any use it may make or permit to be made of the Information. Information herein is believed to be reliable but Schroders does not warrant its completeness or accuracy. No responsibility can be accepted for errors of fact or opinion whether on MSCI or Schroders' part. Reliance should not be placed on the views and information in the document when taking individual investment and/or strategic decisions. Schroders has expressed its own views in this document and these may change. Please note that onward use of the data contained within this document is subject to applicable MSCI licensing requirements. Please note that if you wish to disclose this data for your own purposes, you will need to agree an appropriate licence with MSCI.

Source of all performance data, unless otherwise stated: Morningstar, bid to bid, net income reinvested, net of fees.

Certain information ©2025 MSCI ESG Research LLC. Reproduced by permission.

Important information

The fund has environmental and/or social characteristics within the meaning of Article 8 of Regulation (EU) 2019/2088 on Sustainability-related Disclosures in the Financial Services Sector (the "SFDR"). For information on sustainability-related aspects of this fund please go to www.Schroders.com

This advertisement or publication has not been reviewed by the Monetary Authority of Singapore.

Schroder International Selection Fund (the "Company"), a Luxembourg-registered open-ended investment company, is the responsible person for the Company's sub-funds (each, a "Fund" and collectively, the "Funds") recognised under Section 287 of the Securities and Futures Act of Singapore, and has appointed Schroder Investment Management (Singapore) Ltd as its Singapore corporate representative in this regard. This document does not constitute an offer to anyone, or a solicitation by anyone, to subscribe for shares in any Fund. Nothing in this document should be construed as advice or a recommendation to buy or sell shares in any Fund. This document is published for information and general circulation only and does not have any regard to the specific investment objectives, financial situation and the particular needs of any specific person who may receive this document. Investors should seek independent advice from a financial advisor before investing in shares of any Fund. Subscriptions in shares of any Fund can only be made on the basis of its latest Product Highlights Sheet and prospectus, copies of which can be obtained from Schroder Investment Management (Singapore) Ltd. or its distributors. Investors need to read the Product Highlights Sheet and the prospectus of each Fund carefully before investing. Investors also should consider each Fund's investment objective, risks, charges and expenses carefully before investing. Investments in any Fund involves risks which are fully described in the Fund's prospectus. Past performance of each Fund or the managers, and any economic and market trends or forecast, are not necessarily indicative of the future or likely performance of the Fund or the manager. The value of shares of each Fund, and the income accruing to the shares, if any, of the Fund, may fall as well as rise and investors may not get back the full amount invested. Investors investing in a Fund denominated in a non-local currency should be aware of exchange rate risks. The views and opinions expressed in this document may change without notice. This document is issued by Schroder Investment Management (Europe) S.A., R.C.S. Luxembourg: B 37.799, 5, rue Höhenhof, L-1736 Senningerberg. In case of discrepancy between the English and Chinese versions, the English version shall prevail.

Third party data is owned or licensed by the data provider and may not be reproduced or extracted and used for any other purpose without the data provider's consent. Third party data is provided without any warranties of any kind. The data provider and issuer of the document shall have no liability in connection with the third party data. The Prospectus and/or www.Schroders.com contains additional disclaimers which apply to the third party data.

With effect from 3 March 2022, the Manager's order execution and placement policy may be accessed on the Manager's website.