

Prospectus - Executive Summary



krungsri
Asset Management

A member of  MUFG, a global financial group

Krungsri Asset Management Co., Ltd.
which is certified by CAC

**Krungsri Next Generation Infrastructure
Fund-A
[KFINFRA-A]**

Accumulation Class

Equity fund/ Feeder Fund

Fund investing primarily offshore with
foreign investment related risks



What are you investing in?



Who is the fund suitable for?



What are the key risks of the Fund?



Asset allocation



Fees



Fund performance



Fund information

Investment in mutual funds **is not** a money deposit.



What are you investing in?

• Investment Policy

- Minimum 80% of NAV in average of fund accounting year are invested in the Master Fund named, Credit Suisse (Lux) Infrastructure Equity Fund, Class IB USD (ISIN Code: LU1692117366)
- The Master Fund invests at least two-thirds of its asset value in equity instruments and other equity-type securities issued by companies whose business is related to the infrastructure sector of countries around the world including the emerging market countries.
you may visit www.credit-suisse.com
- The Fund may invest in non-investment grade or unrated securities, with the total portion of such investments combined with the investments of the Master Fund not exceeding 20% of the Fund's NAV. Besides, the Fund may invest in unlisted securities and structured notes in accordance with the rules as specified by the SEC Office.
- The Fund will enter into derivatives contracts almost totally, or no less than 90% of its foreign investments, for the purpose of hedging against foreign exchange rate risk. Also, the Fund may enter into derivatives contracts for efficient portfolio management at the discretion of the Management Company.
- The Management Company reserves the right to change the type and feature of the Fund to a "fund of funds" or making direct investments in foreign instruments and/or securities or to revert to "feeder fund" in the future without increasing the risk spectrum of the Fund. In this respect, the change shall be made at the Fund Manager's discretion according to market situation by taking into consideration the utmost benefits of the unitholders.

• Management Style

- The Fund aims to track investment return of the Master Fund
- The Master Fund aims to generate higher return than the benchmark (Active Management)



Who is the fund suitable for?

- Investors who can accept fluctuation in price of securities in which the Fund invests, which may increase or decrease to below the value of investment and thus resulting in loss.
- Investors who are able to make medium to long term investment, expecting better return in a long term than investment in fixed-income instruments.

This fund **is not suitable for:**

Investors who prefer fixed rate of return or preserve full amount of principal.



For further clarification on this investment policy and potential risks, what should you do?

- Read the full prospectus or **seek** advice from the management company or its appointed selling agents.

Unless you have full grasp in the nature of risks, it is advisable you should refrain from investment in this fund.

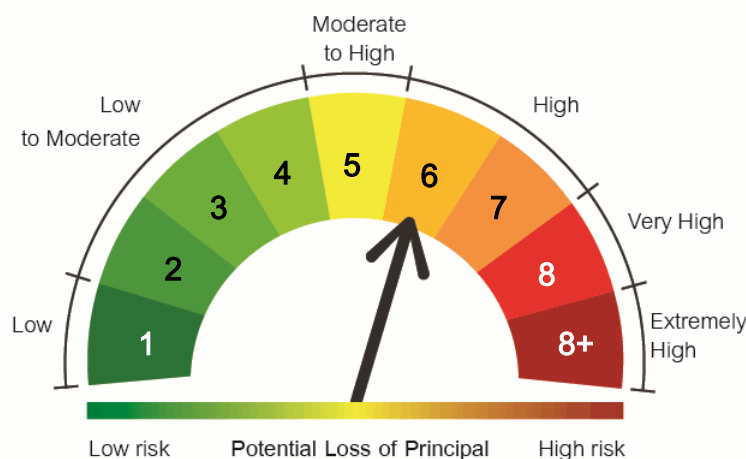


What are the key risks of the Fund?

• Important Risk Warnings

- The Fund will enter into a forward contract to hedge against the exchange rate risk at a particular time for the value of at least 90% of the foreign investment value, in which case, it may incur costs for risk hedging transaction and the increased costs may reduce overall return.
- The Master Fund may engage in derivatives contracts for the purpose of foreign exchange hedging at the discretion of its fund manager. Hence, the Master Fund may contain exchange rate risk.
- The Fund and/or the Master Fund may invest in forward contract to enhance efficiency portfolio management and structured note. This means the Fund may contain higher risks than other funds which invest directly in underlying assets. Therefore, it may have gain/loss higher than investing directly in underlying assets.
- Upon occurrence of unusual events, e.g., the stock exchange in which the master fund invests cannot be open for normal trading, or the securities invested by the master fund are suspended from trading, or there is an unusual economic, political, or any other event beyond the control of the master fund, the master fund may postpone the calculation of Net Asset Value and/or suspend the subscription, redemption, conversion of investment units of the master fund, which may result in the unitholders being allocated the investment units and/or receiving the redemption proceeds later than the specified time frame.
- This mutual fund's investment is highly concentrated in United States, therefore investors should consider diversify the risks in their portfolio.

Risk Spectrum of the Fund



Key Risks

1. Market risk

	Low Risk			High Risk	
Standard Deviation (SD)	< 5%	5-10%	10 - 15%	15 - 25%	> 25%

*Standard Deviation (SD) is calculated from the last 5 years (or since launch for the fund launched within that period)

2.Exchange rate risk

	Low Risk		High Risk	
FX Hedging	Fully/Almost fully hedge	Partially	At discretion	No hedging

Remark: The fund will enter into a forward contract to hedge against the exchange rate risk at least of 90% of the foreign investment value.

3.High concentration risk

	Low Risk			High Risk	
Issuer concentration risk	≤ 10%	10-20%	20-50%	50-80%	> 80%

	Low Risk		High Risk	
Sector concentration risk	≤ 20%	20-50%	50-80%	> 80%

Remark: This fund has no concentration investment in any sector more than 20% in their portfolio.

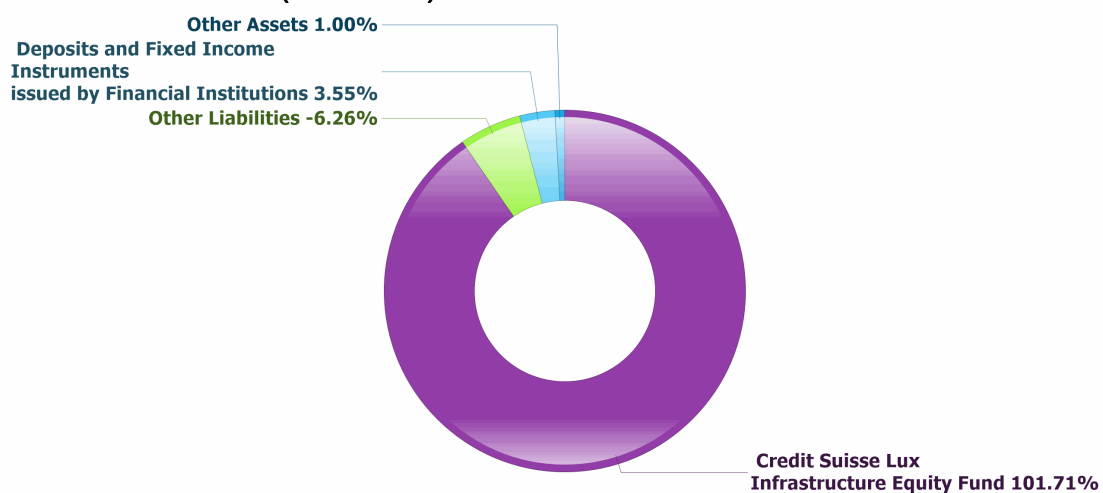
	Low Risk		High Risk	
Country concentration risk	≤ 20%	20-50%	50-80%	> 80%

Remark: This fund has concentration investment in United States

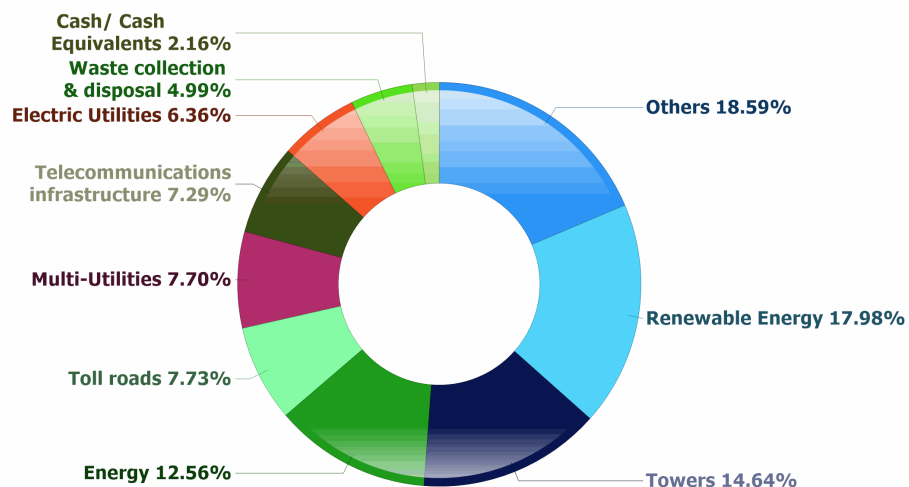


Asset allocation

Portfolio Breakdown (% of NAV)



Sector Breakdown (% of NAV)



Top Five Holdings (% of NAV)

Cellnex	4.20
American Tower	3.69
NEXTERA Energy	3.50
Cheniere Energy	3.10
Crown Castle	3.06

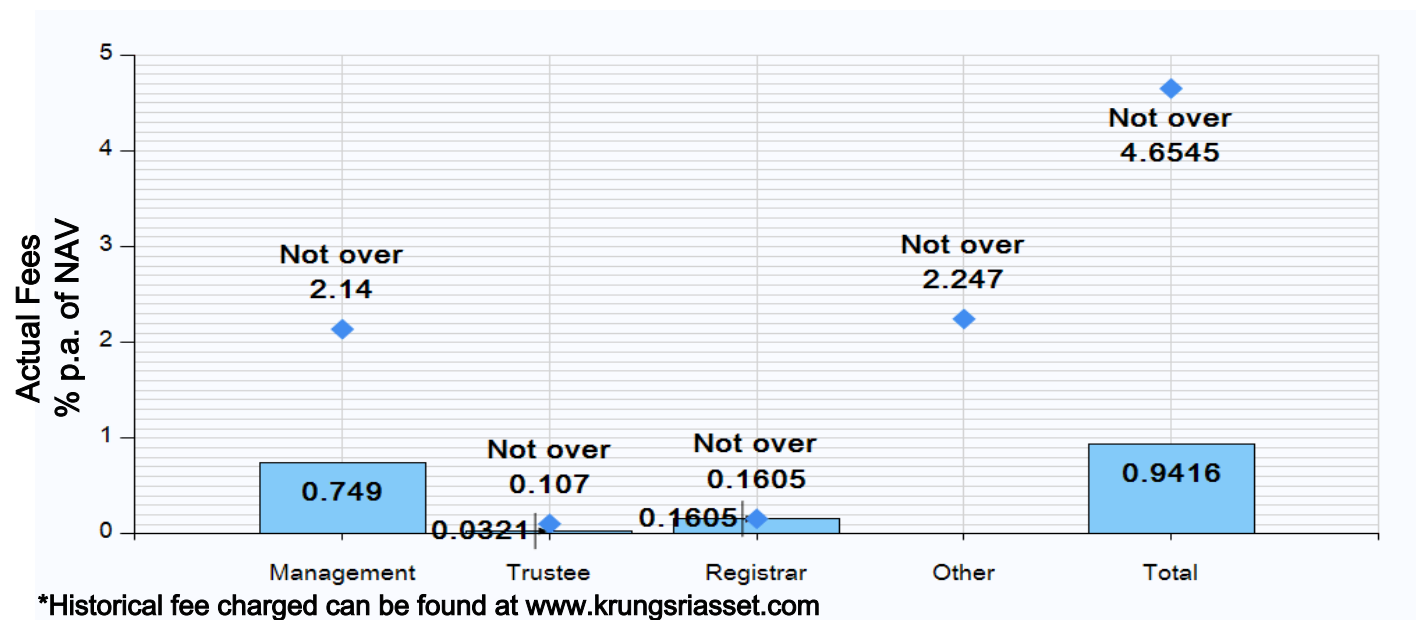
Remark : Master Fund information as of 31/08/2021



Fees

Fees affect the return on investment, investors should consider such fees before making an investment decision.

Fees Charged to the Fund (% p.a. of NAV)



Fees Charged to Unitholders (% of trading value)

Details	Maximum Charge	Actual Charge
Front-end fee	Not exceeding 2.00	1.50
Back-end fee	Not exceeding 2.00	Waived
Switching-in fee	Not exceeding 2.00	1.50
Switching-out fee	Not exceeding 2.00	Waived
Early Redemption and Switching-out fee	None	None
Unit transfer fee	10 Baht per 1,000 units	10 Baht per 1,000 units
Brokerage fee	None	None

Remark : All above mentioned fees are inclusive of Value Added Tax or Specific Business Tax or other taxes.

*The Management Company reserves the right to waive the switching fee in the case of Switching transactions between classes of this fund.

Fee charged to the Master Fund

1. Fees charged to unitholders (% of trading value) : Waived for KFINFRA-A	
(1) Front-end Fee	Not over 3%
(2) Back-end Fee	None
2. Fees charged to the master fund (% of NAV p.a.) : Total fee and expenses 1.16%	
(1) Management Fee	0.90
(2) Other Fees	0.26



Fund performance

Past performance is not a guarantee of future performance

1. Benchmark

100.00% MSCI World NETR USD The Management Company will follow to master fund's benchmark in USD currency adjusted with the cost of foreign exchange hedging to compare with the Baht equivalent as at the date of calculation of return.

2. Calendar year performance

* No calendar year performance shown for the fund incepted this year.

3. Maximum drawdown of the investment in the last five years :-6.51 %

(*Or since launch for the fund launched within that period)

4. Standard deviation of the fund performance : 10.75 % p.a.

(SD is calculated from the last 5 years or since launch for the fund launched within that period)

5. Tracking error : N/A

6. Fund category based on peer group fund performance : Global Equity (MSCI World, ACWI)

7.Fund performance (%)

Performance	YTD	3 Months		6 Months		1 Year		3 Years		5 Years		10 Years		Since Inception
		%	Perce n tile	%	Perce n tile	%	Perce n tile	%	Perce n tile	%	Perce n tile	%	Perce n tile	
KFINFRA-A	N/A	-2.37	75th	0.58	95th	N/A	N/A	N/A	N/A	N/A	N/A	N/A	N/A	1.21
Benchmark	N/A	0.39	50th	8.96	50th	N/A	N/A	N/A	N/A	N/A	N/A	N/A	N/A	10.28
Standard Deviation of Fund	N/A	10.80	50th	10.64	50th	N/A	N/A	N/A	N/A	N/A	N/A	N/A	N/A	10.75
Standard Deviation of Benchmark	N/A	10.37	25th	10.39	50th	N/A	N/A	N/A	N/A	N/A	N/A	N/A	N/A	10.72

- All periods longer than one year are annualized.

Peer group fund performance : Global Equity (MSCI World, ACWI) as of 30 September, 2021

Peer Percentile	Return (%)					
	3 Months	6 Months	1 Year	3 Years	5 Years	10 Years
5th Percentile	5.18	15.03	46.36	20.30	13.90	12.06
25th Percentile	1.23	10.16	26.74	13.49	11.84	10.20
50th Percentile	-0.32	6.09	21.97	11.44	9.81	8.03
75th Percentile	★ -4.77	2.73	16.66	6.80	6.14	1.52
95th Percentile	-14.49	★ -10.64	-0.90	-0.40	0.23	-7.00

Peer Percentile	Standard Deviation (%)					
	3 Months	6 Months	1 Year	3 Years	5 Years	10 Years
5th Percentile	8.30	8.56	10.29	12.75	11.24	11.05
25th Percentile	10.58	10.36	11.45	14.77	12.29	11.82
50th Percentile	★ 12.35	★ 12.54	14.20	17.20	13.45	14.83
75th Percentile	17.28	16.50	16.91	20.35	15.62	16.25
95th Percentile	27.54	29.50	25.54	30.70	27.67	29.09

8.Master Fund Performance

	Master Fund Performance			
	% Annualized Return			
	1 Year	3 Years	5 Years	Since Inception 14/12/2017
Master Fund	23.86	N/A	N/A	N/A
Benchmark	29.76	N/A	N/A	N/A

*Performance in the respective base currency (%)

Past performance is not a guarantee of future performance.

Information as of 31/08/2021

Source : Fact Sheet - CS (Lux) Infrastructure Equity Fund (www.credit-suisse.com)

9.Other Information

The Management Company shall comply with the rules and regulations of the master fund which requires reporting of unitholding of 25 per cent or more of the total outstanding units of the fund to the authorized officer of the master fund and may also submit personal information of such unitholder, for example, a copy of National ID Card and/or a copy of Passport and/or request additional information or documents from unitholders later upon request of the master fund. In case a unitholder refuses to provide additional information or documents or has a conduct deemed to be and/or an offence under the law which results in the Management Company being unable to comply with the rules and regulations of the master fund, the Management Company shall reserve the right to suspend or cease provision of services and refund the investment amount equal to the value of the units to such unitholder. In such case, the Management Company's action shall be deemed agreed by the unitholder and the unitholder shall not use such action as ground for claim of damages against the Management Company.



Fund information

Dividend policy :	None		
Trustee :	The Siam commercial bank PCL		
Launch Date :	25 February, 2021		
Fund duration :	Indefinite		
Subscription :	Subscription Date	Every fund's dealing day within 15:30 hrs.	
	Minimum Initial Subscription	500 Baht	
	Minimum Subsequent Subscription	500 Baht	
Redemption :	Redemption Date	Every fund's dealing day within 15:30 hrs.	
	Minimum Redemption	500 Baht or 50 units	
	Minimum Holding Balance	50 units	
	Settlement Period	4 working days after the execution day excluding relevant Master Fund's holidays (T+4)	
	Investors can view daily NAV at www.krungsriasset.com		
Fund Manager :	Name	Responsibility	Effective date
	Mr.Jaturun Sornvai	Fund Manager, Global Investments	25 February, 2021
	Mr.Chusak Ouypornchaisakul	Fund Manager, Global Investments	25 February, 2021
Portfolio Turnover Ratio	Past 12 months* turnover ratio is 19.27% (*or since launch for the fund launched within that period)		
Subscription or Redemption Supporting Agents :	Bank of Ayudhya PLC.(All branches) Tel.1572 Krungsri Asset Management or the appointed selling agents		
Enquiry for Prospectus/ Complaints :	Krungsri Asset Management Company Limited 1st-2nd Zone A, 12th, 18th Zone B Floor Ploenchit Tower 898 Ploenchit Road, Lumpini, Pathumwan, Bangkok 10330 Tel. 0 2657 5757 Fax. 02 657 5777 website : www.krungsriasset.com Email : krungsriasset.clientservice@krungsri.com		
Potential conflict of interest	Company shall refrain from any transactions pertaining conflict of interests and related party. Find more information at www.krungsriasset.com/th/Investment/RelatedPartyTransactions.html		
Other Information	Fund assets	3,548 Million Baht	
	Net Asset Value	10.1210 Baht/Unit	

Disclaimer

- Investment in Mutual Fund is not a form of saving and not protected by Deposit Protection Agency. Therefore, investment in Mutual Fund involves risk including possible loss of the principal amount invested.
- The fund is approved by The office of the SEC.
- The draft prospectus for KFINFRA-A does not indicate that The office of the SEC has certified the accuracy of the information contained in the prospectus nor guaranteed the price or return on investment for such fund. The Management Company has reviewed the information in this summary prospectus as at 30 September, 2021 with professional care as the party responsible for the management of the fund and certifies that the above information is correct, true and not misleading.
- Units in the Fund are divided into three classes – dividend class, accumulation class and institutional class. Unitholders may switch the type of units in the Fund under the terms and conditions specified by the Management Company. The Management Company will make a separate calculation of asset value of each class of units. Different classes of units may have the same or different net asset value per unit.
- Classification of units shall not affect the responsibility of the Fund to a third party since responsibility of the Fund for each type of units is separated. All assets of the Fund remain under equal responsibility to a third party.
- Ratings : © Morningstar., Inc. All rights reserved. The information contained herein 1) is proprietary to Morningstar, 2) is not warranted to be accurate, complete or timely. Morningstar is not responsible for any damages or losses arising from any use of this information.

Disclaimer of Peer Group Fund Performance

1. Past performance does not guarantee future results.
2. More details information about fund performance can be obtained via AIMC website www.aimc.or.th
3. Peer group comparison can be obtained at point of sale. It is used to measure the performance of mutual funds under the same category by percentiles which divide the set of data into 100 equal parts and rank from lowest to highest.
 - 5th Percentile (Top 5% performance)
 - 25th Percentile (Top 25% performance)
 - 50th Percentile (Median performance)
 - 75th Percentile (Bottom 25% performance)
 - 95th Percentile (Bottom 5% performance)
4. Fund returns are annualized for periods longer than one year.

Detailed Explanation of Disclosures in the Prospectus

The information disclosed below is a summary of risk dimensions.

Topic	Disclosure																								
1	<p>Market Risk</p> <p>Market risk is the risk relating to fluctuation in value of securities, the loss of which is due to the factors that affect an entire market or asset class. Market risk has different effect on different type of funds as follows:</p> <table border="1" data-bbox="416 405 1536 544"> <tr> <td colspan="8">Mutual Fund – The market risk is assessed based on the annual standard deviation (SD) of the fund performance.</td> </tr> <tr> <td></td> <td>Low</td> <td></td> <td></td> <td></td> <td></td> <td></td> <td>High</td> </tr> <tr> <td>SD</td> <td></td> <td>< 5%</td> <td>5-10%</td> <td>10-15%</td> <td>15-25%</td> <td>> 25%</td> <td></td> </tr> </table> <p>Mutual Fund is generally exposed to the market risk when the value of the securities in which the fund deviates (increase or decrease) as a result of external factors such as economic conditions, investment climate, political factors in the issuer’s country or other country. The market risk is expressed in terms of standard deviation (SD) – the higher the SD, the higher the market risk (due to changes in securities prices).</p>	Mutual Fund – The market risk is assessed based on the annual standard deviation (SD) of the fund performance.									Low						High	SD		< 5%	5-10%	10-15%	15-25%	> 25%	
Mutual Fund – The market risk is assessed based on the annual standard deviation (SD) of the fund performance.																									
	Low						High																		
SD		< 5%	5-10%	10-15%	15-25%	> 25%																			
2	<p>Currency Risk</p> <p>Currency Risk is the possibility that changes in exchange rate will affect the value of investment units. For example, if a mutual fund invests in securities denominated in US Dollar during Thai Baht depreciation and the units are subsequently sold when Thai Baht appreciates, the mutual fund will receive lower return in Thai Baht. On the other hand, if the same fund invests in securities denominated in US Dollar during Thai Baht appreciation and the units are subsequently sold when Thai Baht depreciates, the mutual fund will receive higher return in Thai Baht. Therefore, currency hedging techniques as follows are key tools to manage such risk.</p> <table border="1" data-bbox="416 1048 1536 1283"> <tr> <td colspan="7">Currency risk is assessed based on the exchange rate hedging policy of the fund.</td> </tr> <tr> <td></td> <td>Low</td> <td></td> <td></td> <td></td> <td></td> <td>High</td> </tr> <tr> <td>FX hedging</td> <td></td> <td>Fully / Almost fully hedged</td> <td>Partially</td> <td>At discretion</td> <td>No hedging</td> <td></td> </tr> </table> <ul style="list-style-type: none"> • Fully / Almost fully hedged: Investors have no exposure to currency risk. • Partially-hedged with fixed ratio: Investors may be exposed to certain level of currency risk. • Hedging at discretion of the fund manager: Investors may be exposed to currency risk because it is the discretion of the fund manager whether to use a currency hedging technique. • No hedging: Investors are exposed to currency risk. 	Currency risk is assessed based on the exchange rate hedging policy of the fund.								Low					High	FX hedging		Fully / Almost fully hedged	Partially	At discretion	No hedging				
Currency risk is assessed based on the exchange rate hedging policy of the fund.																									
	Low					High																			
FX hedging		Fully / Almost fully hedged	Partially	At discretion	No hedging																				
3	<p>High Concentration Risk</p> <table border="1" data-bbox="707 1682 1489 1765"> <tr> <td style="text-align: left;">Low Risk</td> <td></td> <td></td> <td></td> <td style="text-align: right;">High Risk</td> </tr> <tr> <td>≤ 10%</td> <td>10-20%</td> <td>20-50%</td> <td>50-80%</td> <td>> 80%</td> </tr> </table> <p>Issuer concentration risk</p> <p>This risk comes from investing more than 10% of the fund’s NAV in one issuer, party, or other person who has obligations under the instruments or the contracts.</p> <p>Concentration risk does not include investment in the following assets:</p> <p>Thai government bonds;</p> <p>Investment-grade foreign government bonds; and</p> <p>Investment-grade deposits or cash-equivalent instruments of a depository or an issuer.</p> <p>- High Issuer Concentration Risk</p>	Low Risk				High Risk	≤ 10%	10-20%	20-50%	50-80%	> 80%														
Low Risk				High Risk																					
≤ 10%	10-20%	20-50%	50-80%	> 80%																					

