

Prospectus - Executive Summary



krungsri
Asset Management

A member of  MUFG, a global financial group

Krungsri Asset Management Co., Ltd.
which is certified by CAC

**Krungsri Japan Equity Index
Hedged FX Fund
[KF-HJPINDEX]**

**Equity fund
Feeder Fund**

Fund investing primarily offshore with
foreign investment related risks



What are you investing in?



Who is the fund suitable for?



What are the key risks of the Fund?



Asset allocation



Fees



Fund performance



Fund information

Investment in mutual funds **is not** a money deposit.



What are you investing in?

• Investment Policy

- Minimum 80% of NAV in average of fund accounting year are invested in the master fund named, NEXT FUNDS Nikkei 225 Exchange Traded Fund (ISIN Code:JP3027650005).
- The master fund invests in constituent stocks in Nikkei 225 index. The investment objective is to replicate the investment return of Nikkei 225 index.

Further information of the master fund, you may visit NEXT FUNDS Nikkei 225 Exchange Traded Fund

- The Management Company reserves the right to change the type and feature of the Fund to a “fund of funds” or making direct investments in foreign instruments and/or securities or to revert to “feeder fund” in the future without increasing the risk spectrum of the Fund. In this respect, the change shall be made at the Fund Manager’s discretion according to market situation by taking into consideration the utmost benefits of the unitholders.

• Management Style

- The fund aims to track investment return of the master fund (passive management).
- The master fund aims to track investment return of Nikkei 225 index (passive management).



Who is the fund suitable for?

- Investors who can accept fluctuation of prices of stocks, which may increase or decrease to the level below the initial investment, resulting in a loss.
- Investors who prefer medium to long term investment in anticipation of better return in long term than investment in fixed-income instruments.

This fund **is not suitable for:**

Investors who prefer fixed rate of return or preserve full amount of principal.



For further clarification on this investment policy and potential risks, what should you do?

- **Read** the full prospectus or **seek** advice from the management company or its appointed selling agents.

Unless you have full grasp in the nature of risks, it is advisable you should refrain from investment in this fund.

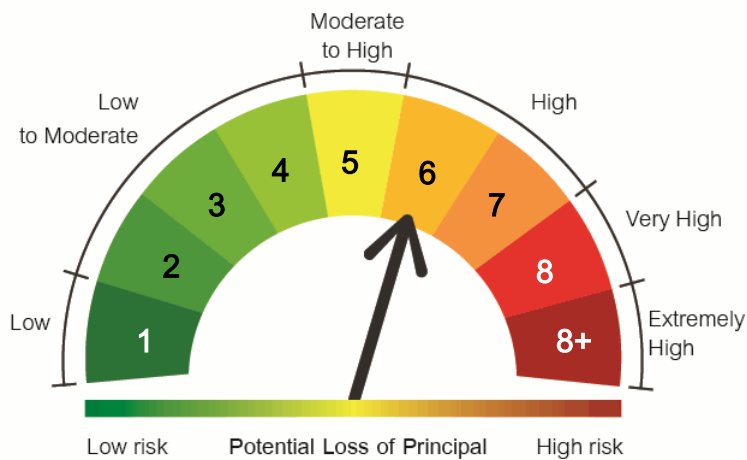


What are the key risks of the Fund?

• Important Risk Warnings

- This fund invests in offshore equities instruments that contain the market risks in association with economy, politics or society. Such market risks can affect business to the extent that change the market condition and consequently affect stock prices.
- The fund may invest in forward contract to enhance portfolio efficiency and may invest in structured note. This may contain higher risks than investing directly in underlying securities.
- The fund may invest in non-investment grade or unrated debt securities, so investors may be exposed to risk which result in loss of investment return and principal.
- This mutual fund’s investment is highly concentrated in Japan and therefore investors should consider diversify the risks in their portfolio.

Risk Spectrum of the Fund



Key Risks

1. Market risk

	Low Risk	5-10%	10 - 15%	15 - 25%	High Risk
Standard Deviation (SD)	< 5%	5-10%	10 - 15%	15 - 25%	> 25%

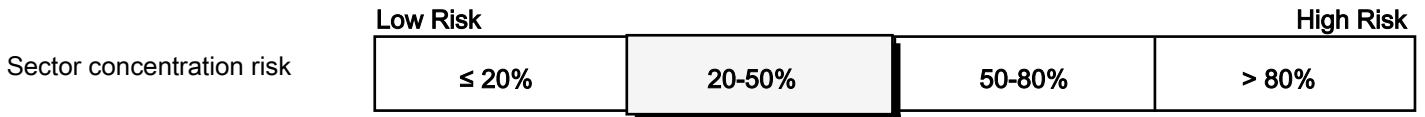

*Standard Deviation (SD) is calculated from the last 5 years (or since launch for the fund launched within that period)

2. Exchange rate risk


	Low Risk	High Risk
FX Hedging	Fully/Almost fully hedge	Partially
		At discretion
		No hedging

Remark: The fund will enter into a forward contract to hedge against the exchange rate risk at least of 90% of the foreign investment value.

3.High concentration risk



Remark: This fund has concentration investment in Electric Appliances



Remark: This fund has concentration investment in Japan



Asset allocation

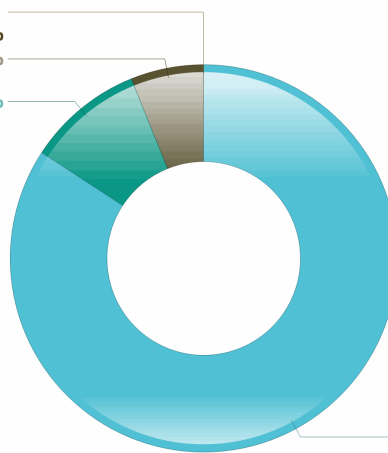
Portfolio Breakdown (% of NAV)

Deposits and Fixed Income Instruments

issued by Financial Institutions 0.04%

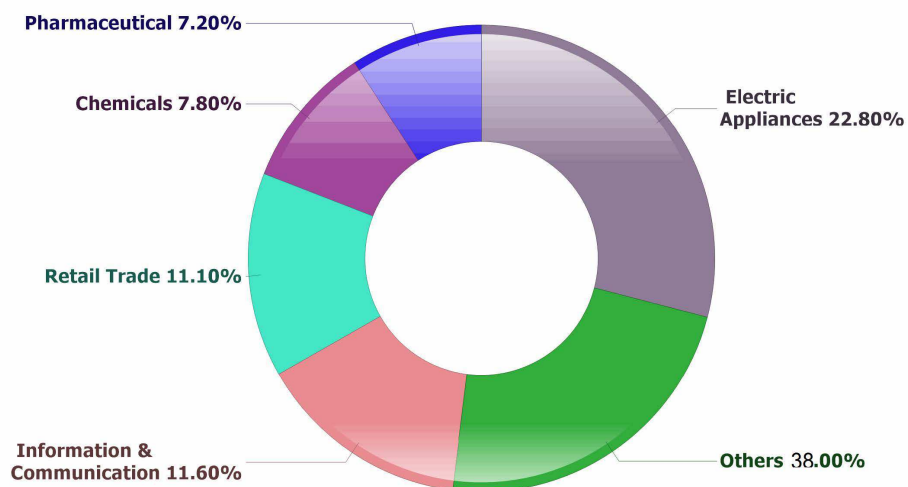
Other Liabilities -6.92%

Other Assets 11.04%



NEXT FUNDS Nikkei 225 Exchange Traded Fund 95.84%

Sector Breakdown (% of NAV)



Top Five Holdings (% of NAV)

Fast Retailing Co., Ltd	9.60
Tokyo Electron Limited	5.80
Softbank Group Corp.	5.30
Fanuc Corporation	3.20
Daikin Industries Ltd	2.90

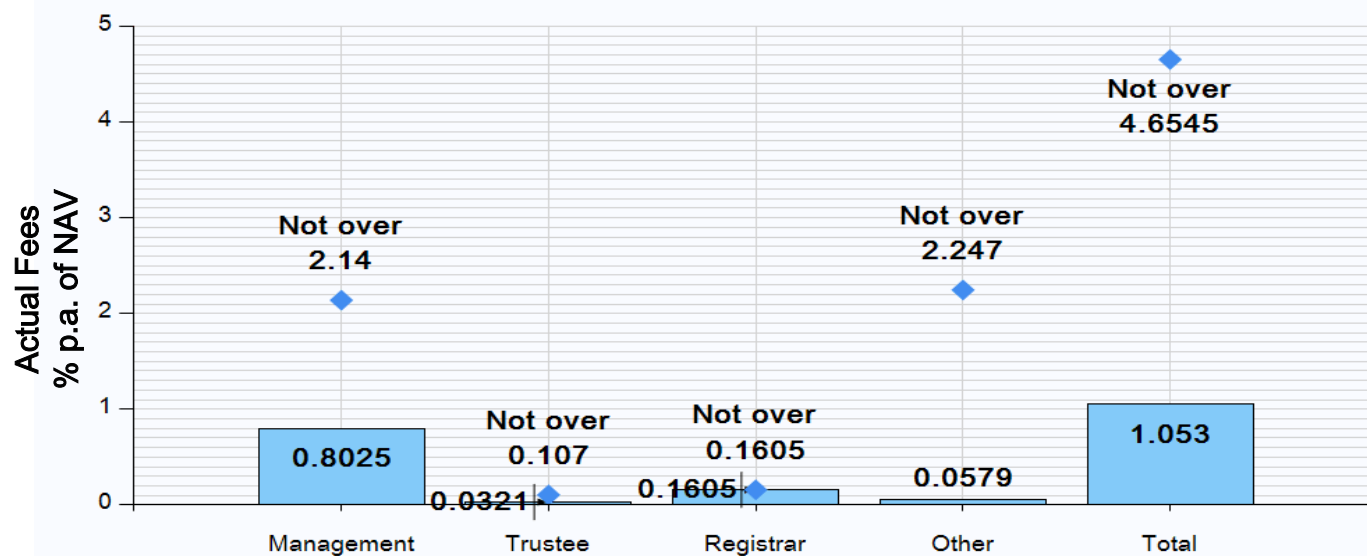
Remark : Master Fund information as of 30/07/2021



Fees

Fees affect the return on investment, investors should consider such fees before making an investment decision.

Fees Charged to the Fund (% p.a. of NAV)



*Historical fee charged can be found at www.krungsriasset.com

Fees Charged to Unitholders (% of trading value)

Details	Maximum Charge	Actual Charge
Front-end fee	Not exceeding 2.00	0.50
Back-end fee	Not exceeding 2.00	Waived
Switching-in fee	Not exceeding 2.00	0.50
Switching-out fee	Not exceeding 2.00	Waived
Early Redemption and Switching-out fee	None	None
Unit transfer fee	10 Baht per 1,000 units	10 Baht per 1,000 units
Brokerage fee	Not exceeding 0.50	Waived

Remark : All above mentioned fees are inclusive of Value Added Tax or Specific Business Tax or other taxes.

Fee charged to the Master Fund

1. Fees charged to unitholders (% of trading value) : None
2. Fees charged to the master fund (% of NAV p.a.) : 0.22% all-in fee



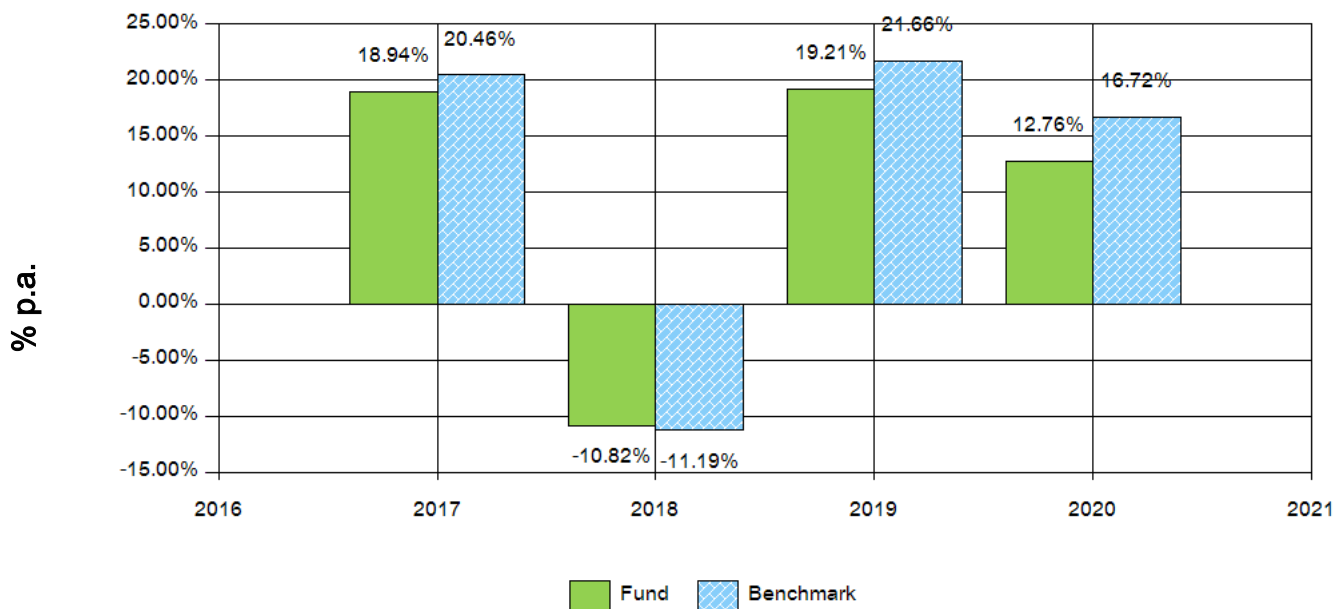
Fund performance

Past performance is not a guarantee of future performance

1. Benchmark

Nikkei 225 Index in YEN currency adjusted with the cost of foreign exchange hedging to compare with the Baht equivalent as at the date of calculation of return.

2. Calendar year performance



* For the year when the fund incepted, the calendar year performance is the cumulative return from an inception date to year end.

3. Maximum drawdown of the investment in the last five years :-31.58 %

(*Or since launch for the fund launched within that period)

4. Standard deviation of the fund performance : 17.48 % p.a.

(SD is calculated from the last 5 years or since launch for the fund launched within that period)

5. Tracking error : N/A

6. Fund category based on peer group fund performance : Japan Equity (JP BM)

7.Fund performance (%)

Performance	YTD	3 Months		6 Months		1 Year		3 Years		5 Years		10 Years		Since Inception
		%	Percentile	%	Percentile	%	Percentile	%	Percentile	%	Percentile	%	Percentile	
KF-HJPINDEX	1.21	-3.28	95th	-7.25	95th	19.89	75th	6.39	50th	N/A	N/A	N/A	N/A	8.65
Benchmark	3.19	-2.43	75th	-6.13	95th	22.81	50th	8.72	25th	N/A	N/A	N/A	N/A	10.71
Standard Deviation of Fund	16.64	14.79	50th	16.83	75th	15.71	50th	19.23	75th	N/A	N/A	N/A	N/A	17.48
Standard Deviation of Benchmark	12.32	9.16	5th	9.37	5th	13.88	5th	21.13	95th	N/A	N/A	N/A	N/A	19.22

• All periods longer than one year are annualized.

Peer group fund performance : Japan Equity (JP BM) as of 31 August, 2021

Peer Percentile	Return (%)					
	3 Months	6 Months	1 Year	3 Years	5 Years	10 Years
5th Percentile	7.90	7.44	33.92	8.91	11.69	7.09
25th Percentile	4.66	4.78	22.85	7.36	10.64	7.09
50th Percentile	1.19	2.50	21.24	★ 6.24	9.18	7.09
75th Percentile	-2.46	-6.11	★ 19.85	4.90	8.39	7.09
95th Percentile	★ -3.20	★ -7.18	17.95	0.42	4.64	7.09

Peer Percentile	Standard Deviation (%)					
	3 Months	6 Months	1 Year	3 Years	5 Years	10 Years
5th Percentile	13.43	14.24	14.31	16.58	13.57	19.38
25th Percentile	14.26	14.66	15.00	18.23	15.23	19.38
50th Percentile	★ 14.90	16.09	★ 15.95	18.74	15.58	19.38
75th Percentile	15.25	★ 16.97	16.46	★ 19.30	15.89	19.38
95th Percentile	16.58	17.16	17.38	21.86	17.22	19.38

8.Master Fund Performance

	Master Fund Performance			
	% Annualized Return			
	1 Year	3 Years	5 Years	Since Inception 09/07/2001
Master Fund	27.40	8.41	N/A	5.50
Benchmark	N/A	N/A	N/A	N/A

*Performance in the respective base currency (%)

Past performance is not a guarantee of future performance.

Information as of 30/07/2021

Source : Fact Sheet - NEXT FUNDS Nikkei 225 Exchange Traded Fund



Fund information

Dividend policy :	No dividend		
Trustee :	Standard Chartered Bank (Thai) PCL.		
Launch Date :	31 March, 2017		
Fund duration :	Indefinite		
Subscription :	Subscription Date	Every fund's dealing day within 12:00 hrs.	
	Minimum Initial Subscription	1,000 Baht	
	Minimum Subsequent Subscription	1,000 Baht	
Redemption :	Redemption Date	Every fund's dealing day within 12:00 hrs.	
	Minimum Redemption	100 units	
	Minimum Holding Balance	100 units	
	Settlement Period	3 working days after the execution day excluding relevant Master Fund's holidays (T+3)	
	Investors can view daily NAV at www.krungsriasset.com		
Fund Manager :	Name	Responsibility	Effective date
	Mr.Jaturun Sornvai	Global Investments	31 March, 2017
	Mr.Pholsith Ahunai	Global Investments	29 June, 2017
Portfolio Turnover Ratio	Past 12 months* turnover ratio is 161.38% (*or since launch for the fund launched within that period)		
Subscription or Redemption Supporting Agents :	Bank of Ayudhya PLC.(All branches) Tel.1572 Krungsri Asset Management or the appointed selling agents		
Enquiry for Prospectus/ Complaints :	Krungsri Asset Management Company Limited 1st-2nd Zone A, 12th, 18th Zone B Floor Ploenchit Tower 898 Ploenchit Road, Lumpini, Pathumwan, Bangkok 10330 Tel. 0 2657 5757 Fax. 02 657 5777 website : www.krungsriasset.com Email : krungsriasset.clientservice@krungsri.com		
Potential conflict of interest	Company shall refrain from any transactions pertaining conflict of interests and related party. Find more information at www.krungsriasset.com/th/Investment/RelatedPartyTransactions.html		
Other Information	Fund assets	125 Million Baht	
	Net Asset Value	14.4318 Baht/Unit	
	Morningstar Rating :	★★★★ (Data as of Jul 30, 2021)	

Disclaimer

- Investment in Mutual Fund is not a form of saving and not protected by Deposit Protection Agency. Therefore, investment in Mutual Fund involves risk including possible loss of the principal amount invested.
- The fund is approved by The office of the SEC.
- The draft prospectus for KF-HJPINDEX does not indicate that The office of the SEC has certified the accuracy of the information contained in the prospectus nor guaranteed the price or return on investment for such fund. The Management Company has reviewed the information in this summary prospectus as at 31 August, 2021 with professional care as the party responsible for the management of the fund and certifies that the above information is correct, true and not misleading.

- Ratings : © Morningstar., Inc. All rights reserved. The information contained herein 1) is proprietary to Morningstar, 2) is not warranted to be accurate, complete or timely. Morningstar is not responsible for any damages or losses arising from any use of this information.

Disclaimer of Peer Group Fund Performance

1. Past performance does not guarantee future results.
2. More details information about fund performance can be obtained via AIMC website www.aimc.or.th
3. Peer group comparison can be obtained at point of sale. It is used to measure the performance of mutual funds under the same category by percentiles which divide the set of data into 100 equal parts and rank from lowest to highest.
 - 5th Percentile (Top 5% performance)
 - 25th Percentile (Top 25% performance)
 - 50th Percentile (Median performance)
 - 75th Percentile (Bottom 25% performance)
 - 95th Percentile (Bottom 5% performance)
4. Fund returns are annualized for periods longer than one year.

Detailed Explanation of Disclosures in the Prospectus

The information disclosed below is a summary of risk dimensions.

Topic	Disclosure																								
1	<p>Market Risk</p> <p>Market risk is the risk relating to fluctuation in value of securities, the loss of which is due to the factors that affect an entire market or asset class. Market risk has different effect on different type of funds as follows:</p> <table border="1" data-bbox="416 405 1533 544"> <tr> <td colspan="8">Mutual Fund – The market risk is assessed based on the annual standard deviation (SD) of the fund performance.</td> </tr> <tr> <td></td> <td>Low</td> <td></td> <td></td> <td></td> <td></td> <td></td> <td>High</td> </tr> <tr> <td>SD</td> <td></td> <td>< 5%</td> <td>5-10%</td> <td>10-15%</td> <td>15-25%</td> <td>> 25%</td> <td></td> </tr> </table> <p>Mutual Fund is generally exposed to the market risk when the value of the securities in which the fund deviates (increase or decrease) as a result of external factors such as economic conditions, investment climate, political factors in the issuer’s country or other country. The market risk is expressed in terms of standard deviation (SD) – the higher the SD, the higher the market risk (due to changes in securities prices).</p>	Mutual Fund – The market risk is assessed based on the annual standard deviation (SD) of the fund performance.									Low						High	SD		< 5%	5-10%	10-15%	15-25%	> 25%	
Mutual Fund – The market risk is assessed based on the annual standard deviation (SD) of the fund performance.																									
	Low						High																		
SD		< 5%	5-10%	10-15%	15-25%	> 25%																			
2	<p>Currency Risk</p> <p>Currency Risk is the possibility that changes in exchange rate will affect the value of investment units. For example, if a mutual fund invests in securities denominated in US Dollar during Thai Baht depreciation and the units are subsequently sold when Thai Baht appreciates, the mutual fund will receive lower return in Thai Baht. On the other hand, if the same fund invests in securities denominated in US Dollar during Thai Baht appreciation and the units are subsequently sold when Thai Baht depreciates, the mutual fund will receive higher return in Thai Baht. Therefore, currency hedging techniques as follows are key tools to manage such risk.</p> <table border="1" data-bbox="416 1048 1533 1283"> <tr> <td colspan="7">Currency risk is assessed based on the exchange rate hedging policy of the fund.</td> </tr> <tr> <td></td> <td>Low</td> <td></td> <td></td> <td></td> <td></td> <td>High</td> </tr> <tr> <td>FX hedging</td> <td></td> <td>Fully / Almost fully hedged</td> <td>Partially</td> <td>At discretion</td> <td>No hedging</td> <td></td> </tr> </table> <ul style="list-style-type: none"> • Fully / Almost fully hedged: Investors have no exposure to currency risk. • Partially-hedged with fixed ratio: Investors may be exposed to certain level of currency risk. • Hedging at discretion of the fund manager: Investors may be exposed to currency risk because it is the discretion of the fund manager whether to use a currency hedging technique. • No hedging: Investors are exposed to currency risk. 	Currency risk is assessed based on the exchange rate hedging policy of the fund.								Low					High	FX hedging		Fully / Almost fully hedged	Partially	At discretion	No hedging				
Currency risk is assessed based on the exchange rate hedging policy of the fund.																									
	Low					High																			
FX hedging		Fully / Almost fully hedged	Partially	At discretion	No hedging																				
3	<p>High Concentration Risk</p> <table border="1" data-bbox="707 1682 1489 1765"> <tr> <td style="text-align: center;">Low Risk</td> <td></td> <td></td> <td></td> <td style="text-align: center;">High Risk</td> </tr> <tr> <td style="text-align: center;">≤ 10%</td> <td style="text-align: center;">10-20%</td> <td style="text-align: center;">20-50%</td> <td style="text-align: center;">50-80%</td> <td style="text-align: center;">> 80%</td> </tr> </table> <p>Issuer concentration risk</p> <p>This risk comes from investing more than 10% of the fund’s NAV in one issuer, party, or other person who has obligations under the instruments or the contracts.</p> <p>Concentration risk does not include investment in the following assets:</p> <p>Thai government bonds;</p> <p>Investment-grade foreign government bonds; and</p> <p>Investment-grade deposits or cash-equivalent instruments of a depository or an issuer.</p> <p>- High Issuer Concentration Risk</p>	Low Risk				High Risk	≤ 10%	10-20%	20-50%	50-80%	> 80%														
Low Risk				High Risk																					
≤ 10%	10-20%	20-50%	50-80%	> 80%																					

